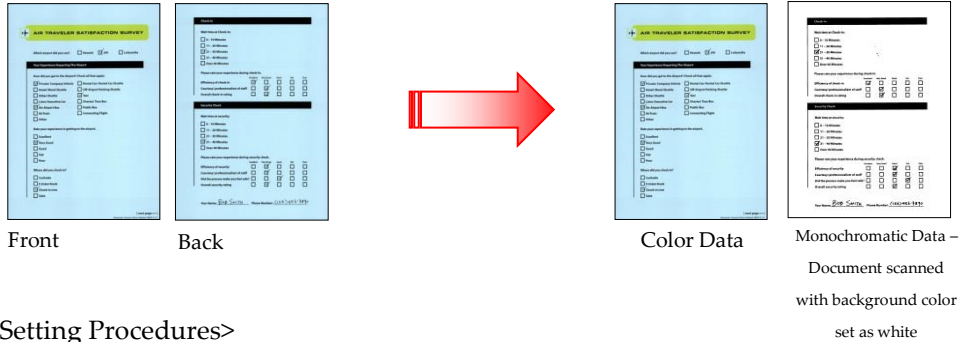


◆ Automatic -Binary/Color Distinction - Tint Filter

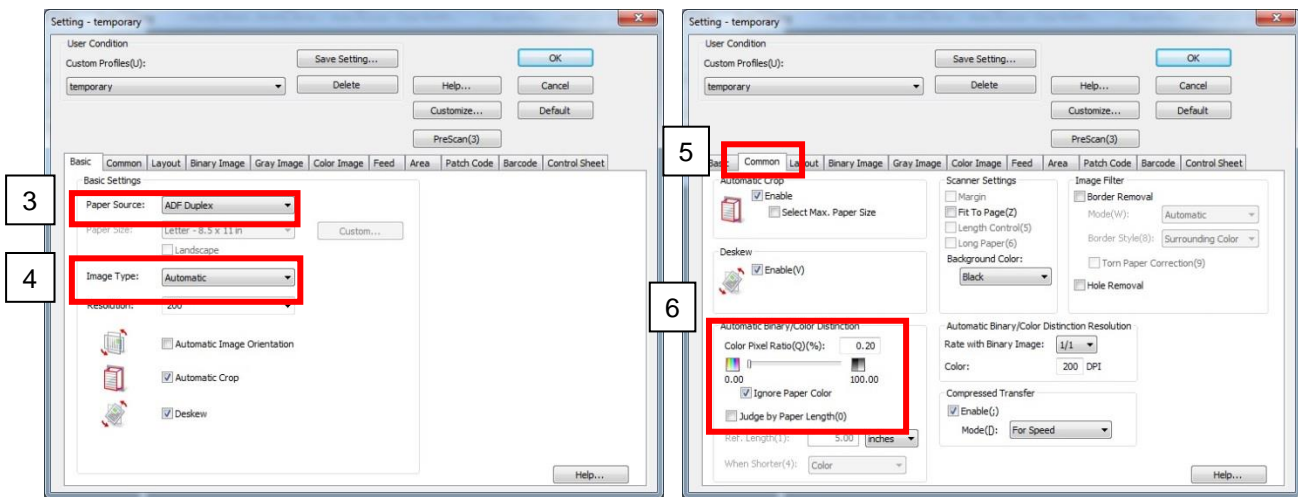
<Function>



The scanner can distinguish colored pages with black text as binary data and can distinguish between binary/color even if there is a background color on the original document.

【Demo Document】



<ICP Setting Procedures>



1. Click “Scan”  at the left side. The “New Document – Scan” dialog box is displayed.
2. Click “Scan Setting” .
3. Select “ADF Duplex” under the Paper Source scroll box
4. Select “Automatic” under the Image Type scroll box
5. Select the “Common” tab
6. Set the Color Pixel Ratio to “0.20” and check the box for Ignore Paper Color
7. Click “OK”.
8. Click the “Start” button to begin scanning.