

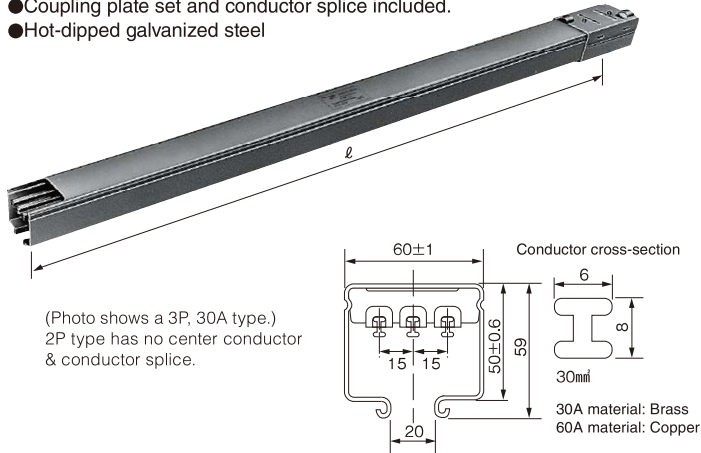
Standard-type Trolley Ducts <30A · 60A 300V AC>

Unit : mm

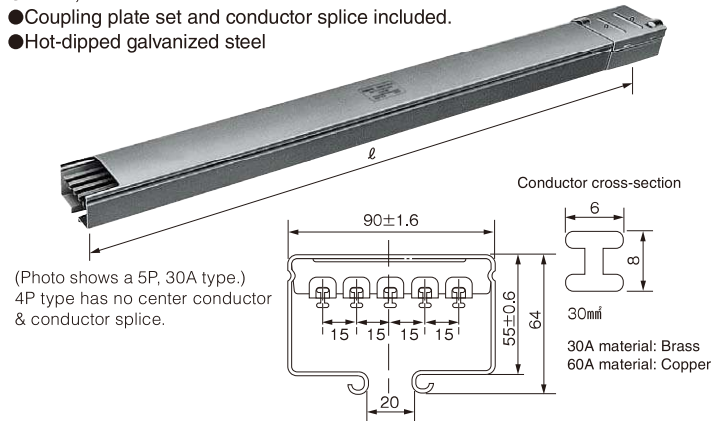
Note: Refer to the "Trolley Duct Installation" section (page 36 - 43) for product combinations and usage.

Straight-line ducts

- 2P/3P, 30A/60A
- Coupling plate set and conductor splice included.
- Hot-dipped galvanized steel



- 4P/5P, 30A/60A
- Coupling plate set and conductor splice included.
- Hot-dipped galvanized steel



30A

Cat. No.	Type	Rating	Standard length(ℓ)	Weight (kg)
DH6123	602	2P30A	3,000	8.1
DH6122	〃	〃	2,000	5.4
DH6121	〃	〃	1,000	2.7
DH6133	〃	3P30A	3,000	9.0
DH6132	〃	〃	2,000	6.0
DH6131	〃	〃	1,000	3.0
DH6143	1004	4P30A	3,000	14.1
DH6142	〃	〃	2,000	9.4
DH6141	〃	〃	1,000	4.7
DH6153	〃	5P30A	3,000	15.0
DH6152	〃	〃	2,000	10.0
DH6151	〃	〃	1,000	5.0

Note: In addition to standard 1m, 2m, and 3m lengths, other lengths can also be made to order (200mm minimum to 3m maximum).

60A

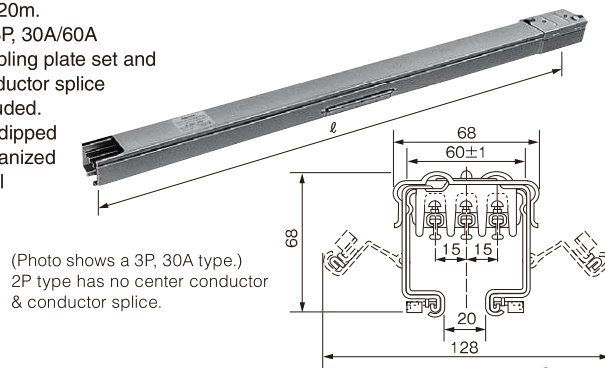
Cat. No.	Type	Rating	Standard length(ℓ)	Weight (kg)
DH6223K2	602	2P60A	3,000	8.1
DH6222K2	〃	〃	2,000	5.4
DH6221K2	〃	〃	1,000	2.7
DH6233K2	〃	3P60A	3,000	9.0
DH6232K2	〃	〃	2,000	6.0
DH6231K2	〃	〃	1,000	3.0
DH6243K2	1004	4P60A	3,000	14.1
DH6242K2	〃	〃	2,000	9.4
DH6241K2	〃	〃	1,000	4.7
DH6253K2	〃	5P60A	3,000	15.0
DH6252K2	〃	〃	2,000	10.0
DH6251K2	〃	〃	1,000	5.0

Note: In addition to standard 1m, 2m, and 3m lengths, other lengths can also be made to order (200mm minimum to 3m maximum).

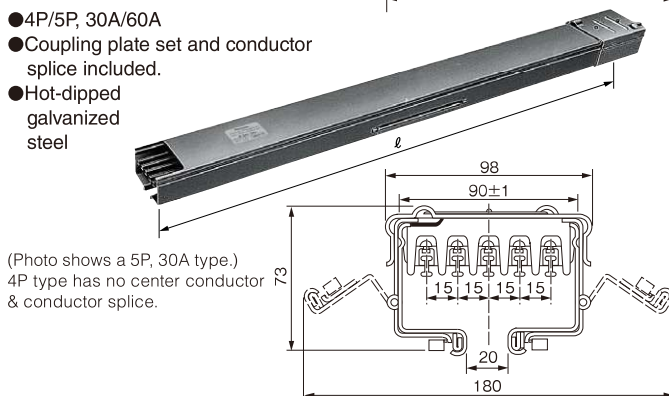
Drop-out ducts

An opening is provided for trolley insertion and removal. A drop-out duct must be used for each line. For extended lines, a drop-out duct is used for every 20m.

- 2P/3P, 30A/60A
- Coupling plate set and conductor splice included.
- Hot-dipped galvanized steel



- 4P/5P, 30A/60A
- Coupling plate set and conductor splice included.
- Hot-dipped galvanized steel



30A

Cat. No.	Type	Rating	Standard length(ℓ)	Weight (kg)
DH6161K	602	2P30A	1,000	2.7
DH6171K	〃	3P30A	1,000	3.0
DH6181	1004	4P30A	1,000	4.7
DH6191	〃	5P30A	1,000	5.0

Note: In addition to the standard 1m length, other lengths can also be made to order (500mm minimum to 3m maximum).

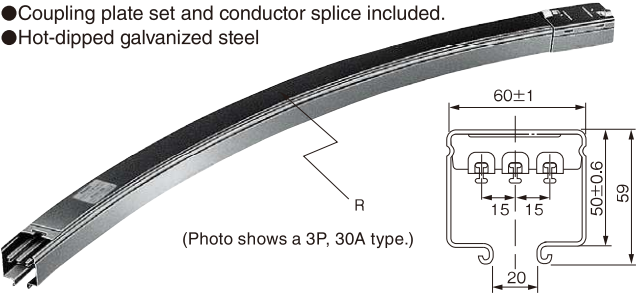
60A

Cat. No.	Type	Rating	Standard length(ℓ)	Weight (kg)
DH6261K2	602	2P60A	1,000	2.7
DH6271K2	〃	3P60A	1,000	3.0
DH6281K2	1004	4P60A	1,000	4.7
DH6291K2	〃	5P60A	1,000	5.0

Note: In addition to the standard 1m length, other lengths can also be made to order (500mm minimum to 3m maximum).

Horizontally curved ducts

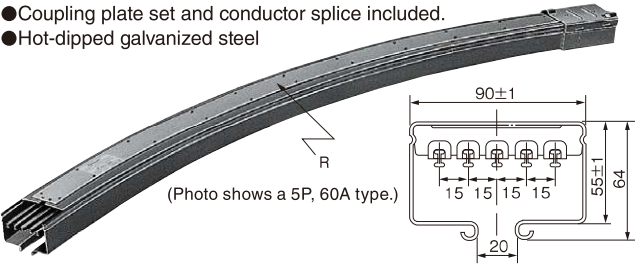
- 3P, 30A/60A
- Coupling plate set and conductor splice included.
- Hot-dipped galvanized steel



Note: In addition to the listed radii and angles, other radii and angles are also available to order.
However, the minimum radius (R) and duct length (ℓ) are as shown according to the rated current of the trolley.

Trolley rated current	Minimum radius (R)	Available duct length ℓ
20A	800mm	500mm (min.) to 1,800mm (max.)
40A	1,000mm	

- 5P, 30A/60A
- Coupling plate set and conductor splice included.
- Hot-dipped galvanized steel



Note: In addition to the listed radii and angles, other radii and angles are also available to order.
However, the minimum radius (R) and duct length (ℓ) are as shown according to the rated current of the trolley.

Trolley rated current	Minimum radius (R)	Available duct length ℓ
20A·40A	1,000mm	500mm (min.) to 1,800mm (max.)

30A

Cat. No.	Type	Rating	R · θ	Weight (kg)
DH6134	602	3P30A	1,200R45°	2.9
DH6135	〃	〃	1,500R45°	3.6
DH6136	〃	〃	1,700R45°	4.0
DH6137	〃	〃	2,000R45°	4.7
DH6138	〃	〃	2,300R45°	5.4
DH6139	〃	〃	2,800R30°	4.4
DH6156	1004	5P30A	1,700R45°	6.7
DH6158	〃	〃	2,300R45°	9.1

Note: 2P/4P type is custom-made.

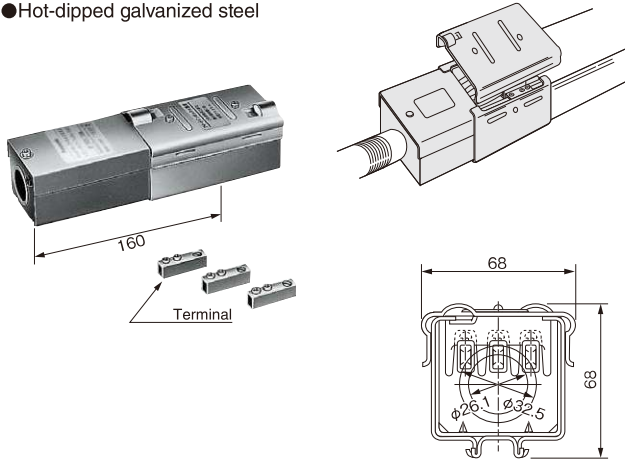
60A

Cat. No.	Type	Rating	R · θ	Weight (kg)
DH6234K2	602	3P60A	1,200R45°	2.9
DH6235K2	〃	〃	1,500R45°	3.6
DH6236K2	〃	〃	1,700R45°	4.0
DH6237K2	〃	〃	2,000R45°	4.7
DH6238K2	〃	〃	2,300R45°	5.4
DH6239K2	〃	〃	2,800R30°	4.3
DH6256K2	1004	5P60A	1,700R45°	6.1
DH6258K2	〃	〃	2,300R45°	9.1

Note: 2P/4P type is custom-made.

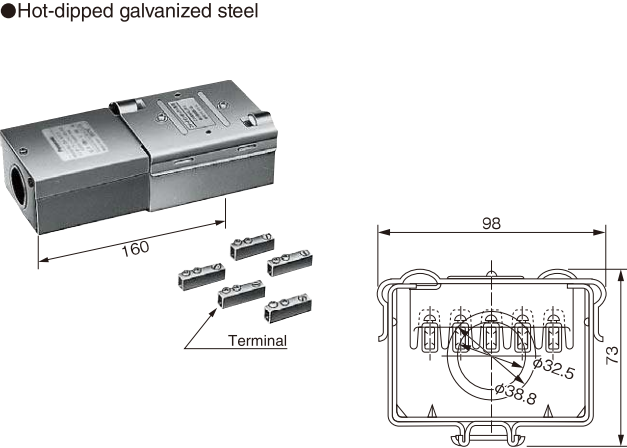
Feed-in boxes

- For 2P/3P, 30A/60A ducts
- Coupling plate set and terminals included.
- Knockout diameter: φ26.1, φ32.5
- Hot-dipped galvanized steel



Cat. No.	Type	Rating	Weight (kg)
DH6172	602	2P·3P 30A·60A	1.2

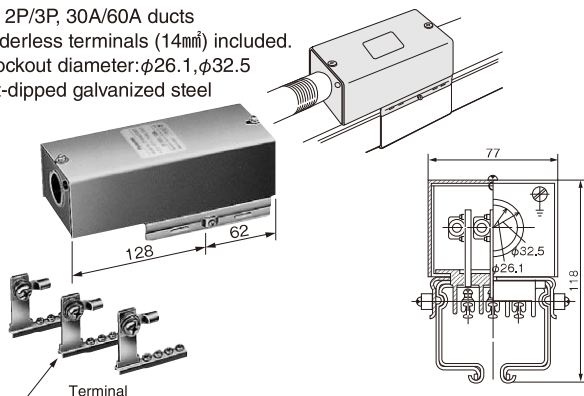
- For 4P/5P, 30A/60A ducts
- Coupling plate set and terminals included.
- Knockout diameter: φ32.5, φ38.8
- Hot-dipped galvanized steel



Cat. No.	Type	Rating	Weight (kg)
DH6192	1004	4P·5P 30A·60A	1.3


Center feed-in boxes

- For 2P/3P, 30A/60A ducts
- Solderless terminals (14mm²) included.
- Knockout diameter: $\phi 26.1, \phi 32.5$
- Hot-dipped galvanized steel



Cat. No.	Type	Rating	Weight (kg)
DH6173	602	2P·3P 30A·60A	0.9

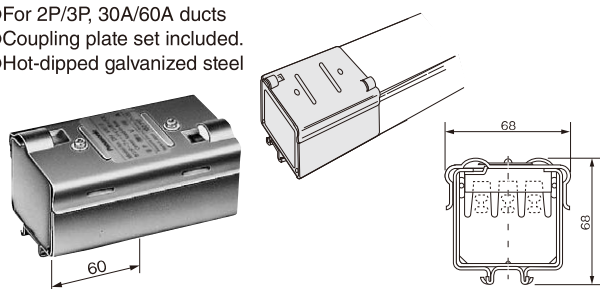
- For 4P/5P, 30A/60A ducts
- Crimp-on terminals (14mm²) included.
- Knockout diameter: $\phi 32.5, \phi 38.8$
- Hot-dipped galvanized steel



Cat. No.	Type	Rating	Weight (kg)
DH6193	1004	4P·5P 30A·60A	1.3

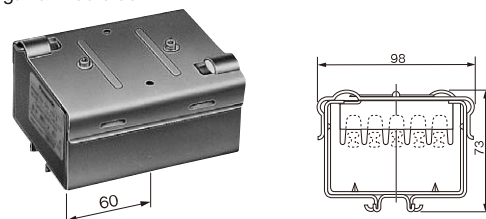
End caps

- For 2P/3P, 30A/60A ducts
- Coupling plate set included.
- Hot-dipped galvanized steel



Cat. No.	Type	Rating	Weight (kg)
DH6112	602	2P·3P 30A·60A	0.4

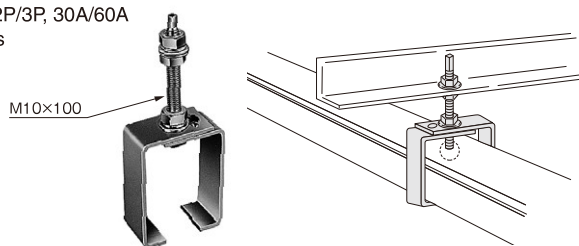
- For 4P/5P, 30A/60A ducts
- Coupling plate set included.
- Hot-dipped galvanized steel



Cat. No.	Type	Rating	Weight (kg)
DH6114	1004	4P·5P 30A·60A	0.8

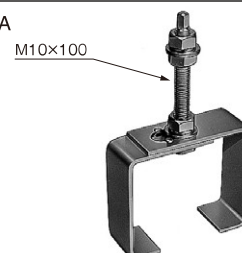
Hangers

- For 2P/3P, 30A/60A ducts



Cat. No.	Type	Weight (kg)
DH6111	602	0.3

- For 4P/5P, 30A/60A ducts

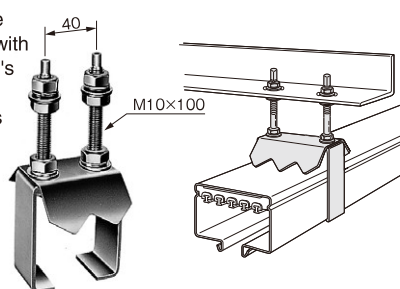


Cat. No.	Type	Weight (kg)
DH6411	1004	0.4

Horizontal-traverse hangers

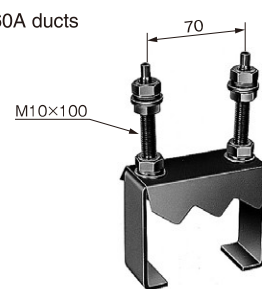
Used in locations where the duct moves or turns along with the device, such as a crane's lateral travel.

- For 2P/3P, 30A/60A ducts



Cat. No.	Type	Weight (kg)
DH6113	602	0.6

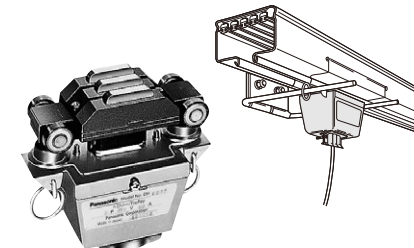
- For 4P/5P, 30A/60A ducts



Cat. No.	Type	Weight (kg)
DH6413	1004	0.8

Standard trolleys

●2P/3P, 20A trolley <for 30A/60A ducts>




3.5mm pressure terminals included.

Cat. No.	Type	Product name	Weight (kg)
DH6165	602	2P20A trolley	0.7
DH6175	602	3P20A trolley	0.7

Note: Photo shows 3P type.
2P type has no center collector.
●Refer to page for the replacement trolley collector.

●4P/5P, 20A trolley <for 30A/60A ducts>
●5P, 40A trolley <for 30A/60A ducts>



3.5mm pressure terminals included. 5.5mm pressure terminals included.

Cat. No.	Type	Product name	Weight (kg)
DH6185	1004	4P20A trolley	0.9
DH6195	1004	5P20A trolley	0.9
DH6296	1004	5P40A trolley	0.9

Note 1: Photo shows 5P type. 4P type has no center collector.
Note 2: 4P, 40A trolley is custom-made.
●Refer to page for the replacement trolley collector.

●2P/3P, 40A trolley <for 30A/60A ducts>



8mm pressure terminals included.

Cat. No.	Type	Product name	Weight (kg)
DH6266	602	2P40A trolley	0.8
DH6276	602	3P40A trolley	0.8

Note: Photo shows 3P type. 2P type has no center collector.
●Refer to page for the replacement trolley collector.

Side outlet cable trolleys

With this trolley type, cables are connected to the side of the trolleys.
●2P/3P, 20A trolley <for 30A/60A ducts>



3.5mm pressure terminals included.

Cat. No.	Type	Product name	Weight (kg)
DH6362	602	2P20A trolley	0.7
DH6363	602	3P20A trolley	0.7

Note: Photo shows 3P type.
●Refer to page for the replacement trolley collector.

●4P/5P, 20A trolley <for 30A/60A ducts>



3.5mm pressure terminals included.

Cat. No.	Type	Product name	Weight (kg)
DH6364	1004	4P20A trolley	0.9
DH6365	1004	5P20A trolley	0.9

Note: Photo shows 5P type.
●Refer to page for the replacement trolley collector.

●3P, 40A trolley <for 30A/60A ducts>



8mm pressure terminals included.

Cat. No.	Type	Product name	Weight (kg)
DH6367	602	3P40A trolley	0.8

Note: 2P type is custom-made.
●Refer to page for the replacement trolley collector.

Roller type trolleys

Used when smooth movement is required, such as cutting machines and bolt spreaders in sewing factories.
●2P/3P, 5A trolley <for 30A/60A ducts>



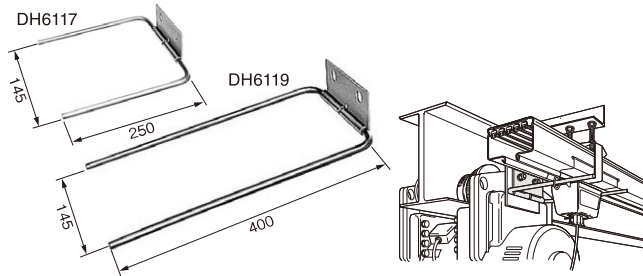
Cat. No.	Type	Product name	Weight (kg)
DH6075	602	2P5A roller type trolley	0.7
DH6076	602	3P5A roller type trolley	0.7

Note 1: Photo shows 3P trolley. Roller type trolleys are not usable with curved ducts.
Note 2: Use at a traveling speed of 40 m/min or below.

Accessories and Maintenance Parts for Standard and Outdoor Type Trolley Ducts

Trolley-pulling brackets

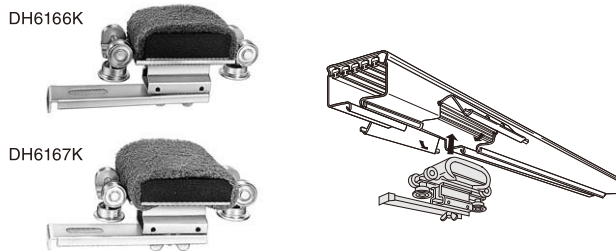
Used with a pull-type trolley.



Cat. No.	Product name	Compatible trolleys
DH6117	Trolley-pulling bracket A-1	2P-5P20A·2P·3P40A trolley (for single line)
DH6119	Trolley-pulling bracket A-2	2P-5P20A·2P·3P40A trolley (for double line)

Conductor cleaners

Used for cleaning the conductor surface. It should regularly be run over the conductor surface.



Cat. No.	Product name	Compatible trolleys
DH6166K	Conductor cleaner 602	For 2P·3P30A·60A ducts
DH6167K	Conductor cleaner 1004	For 4P·5P30A·60A ducts

Note: When using the cleaner, be sure to switch off power to prevent possible short circuits.

Trolley collectors

Trolley collectors make direct contact with conductors for collecting power. Worn-out collectors should be replaced. The replacement interval is about 3,000 km.




Cat. No.	Product name
DH6000	2P 5A roller type collector
DH6001	3P 5A roller type collector
DH6100	2P20A collector
DH6101	3P20A collector
DH6102	4P20A collector
DH6103	5P20A collector
DH6104	2P40A collector
DH6105	3P40A collector
DH6208	4P40A collector
DH6209	5P40A collector

Note1: One set contains the number of collectors needed for one trolley (two for 2P type, three for 3P type, etc).


Coupling fixture A

For coupling two trolleys.




Cat. No.	Compatible trolleys
DH6108	2P-5P20A/40A trolley

Conductor splice



Cat. No.	Compatible ducts
DH6116	30A·60A ducts

Conductor cleaner pads



Cat. No.	Product description	Compatible ducts
DH6202K	For conductor cleaner 602 (incl. 10 pads)	2P·3P30A·60A ducts
DH6203K	For conductor cleaner 1004 (incl. 10 pads)	4P·5P30A·60A ducts

Accessory sets for connections(Custom-made products)

A set consists of coupling plates and conductor splice.

●2P/3P/4P/5P, 60A

●Hot-dipped galvanized steel



Compatible ducts
2P30A·60A ducts
3P30A·60A ducts
4P30A·60A ducts
5P30A·60A ducts

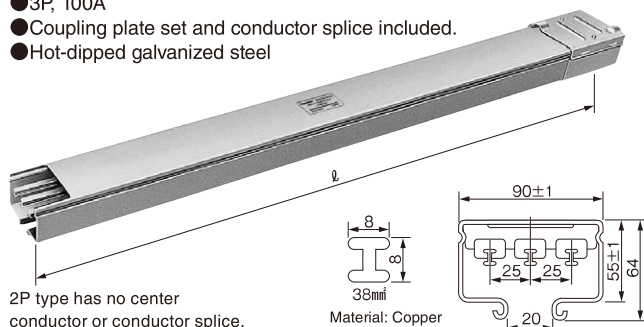
Note: Custom-made products.

Standard-type Trolley Ducts <100A · 600V AC>

Unit : mm

Straight-line ducts

- 3P, 100A
- Coupling plate set and conductor splice included.
- Hot-dipped galvanized steel

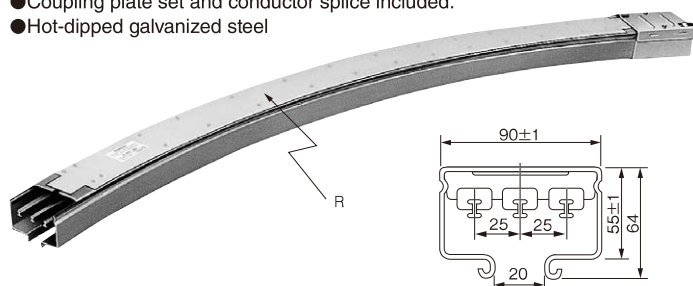


Cat. No.	Type	Rating	Standard length(ℓ)	Weight (kg)
DH6433K2	1004	3P100A	3,000	14.7
DH6432K2	1004	3P100A	2,000	9.8
DH6431K2	1004	3P100A	1,000	4.9

Note: In addition to standard 1m, 2m, and 3m lengths, other lengths can also be made to order (200mm minimum to 3m maximum). 2P type is custom-made.

Horizontally curved ducts

- 3P, 100A
- Coupling plate set and conductor splice included.
- Hot-dipped galvanized steel

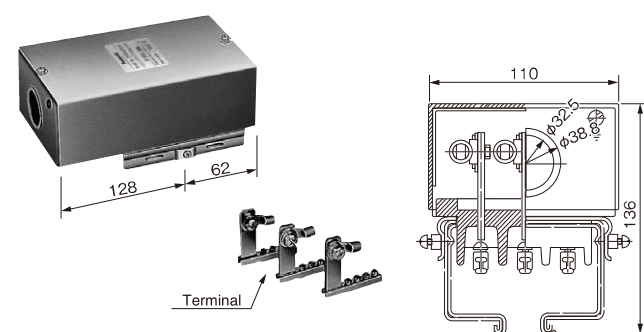


Cat. No.	Type	Rating	R	Weight (kg)
DH6436K2	1004	3P100A	1,700R45°	6.6
DH6438K2	1004	3P100A	2,300R45°	8.9

Note: In addition to the listed radii and angles, other radii and angles are also available to order.
However, the minimum radii are 1,000mm and 2,500mm for 40A and 80A trolleys, respectively, and duct lengths are 500mm minimum and 1,800mm maximum.

Center feed-in box

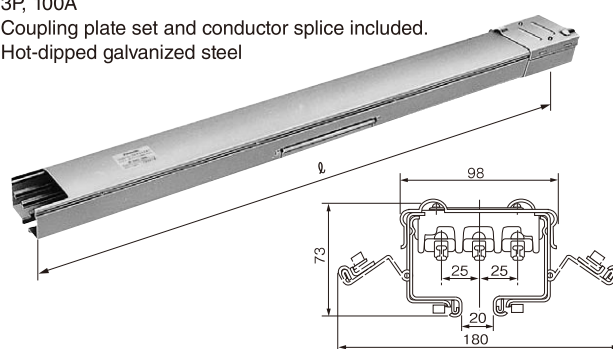
- For 3P, 100A ducts
- Crimp-on terminals (38mm) included.
- Knockout diameter: $\phi 32.5$, $\phi 38.8$
- Hot-dipped galvanized steel



Cat. No.	Type	Rating	Weight (kg)
DH6473	1004	3P100A	1.2

Drop-out duct

- 3P, 100A
- Coupling plate set and conductor splice included.
- Hot-dipped galvanized steel

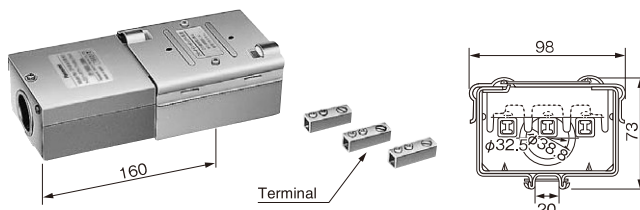


Cat. No.	Type	Rating	Standard length(ℓ)	Weight (kg)
DH6471K2	1004	3P100A	1,000	4.9

Note: In addition to the standard 1m length, other lengths can also be made to order (500mm minimum to 3m maximum). 2P type is custom-made.
Custom made for details of using this product with trolleys (3P 80A).

Feed-in box

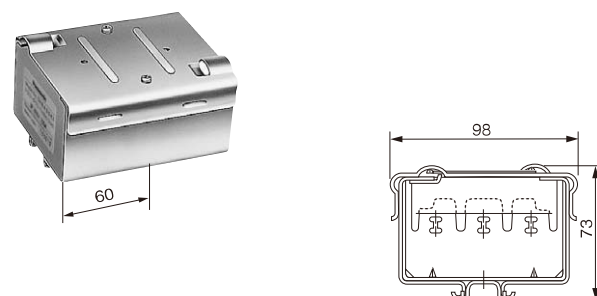
- For 3P, 100A ducts
- Coupling plate set and terminals included.
- Knockout diameter: $\phi 32.5$, $\phi 38.8$
- Hot-dipped galvanized steel



Cat. No.	Type	Rating	Weight (kg)
DH6472	1004	3P100A	1.3

End cap


- For 3P, 100A ducts
- Coupling plate set included.
- Hot-dipped galvanized steel



Cat. No.	Type	Rating	Weight (kg)
DH6412	1004	3P100A	0.8

Hanger

- For 3P, 100A ducts

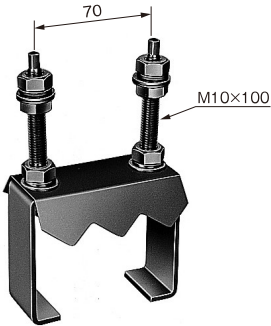


Cat. No.	Type	Weight (kg)
DH6411	1004	0.4

Horizontal-traverse hanger

Used for lateral travel of cranes, point ducts, pickup ducts, and other locations where vibrations or misalignments may occur.

- For 3P, 100A ducts



Cat. No.	Type	Weight (kg)
DH6413	1004	0.8

Standard trolleys

- 3P, 40A trolley (for 100A ducts)
- 3P, 80A trolley (for 100A ducts)

40A trolley



8mm pressure terminals included.

80A trolley



Without pressure terminals

Cat. No.	Type	Product name	Weight (kg)
DH6476	1004	3P40A trolley	0.9
DH6477	1004	3P80A trolley	1.6

Note: 2P type is custom-made.

Side outlet cable trolley

With this trolley type, cables are connected to the side of the trolleys.

- 3P, 40A trolley (for 100A ducts)



8mm pressure terminals included.

Cat. No.	Type	Product name	Weight (kg)
DH6369	1004	3P40A trolley	0.9

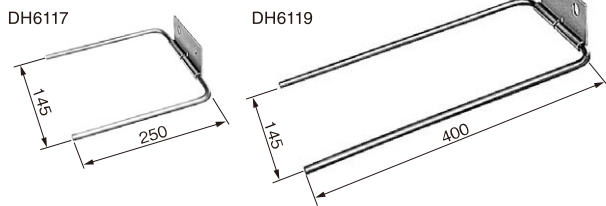
Note: 2P type is custom-made.

- Refer to page for the replacement trolley collector.

Accessories and Maintenance Parts for Standard and Outdoor Type Trolley Ducts

Trolley-pulling brackets


Used with a pull-type trolley.



Cat. No.	Product name	Compatible trolleys	A	B
DH6117	Trolley-pulling bracket A-1	3P40A trolley (for single line)	250	145
DH6119	Trolley-pulling bracket A-2	3P40A trolley (for double line)	400	145
DH6417	Trolley-pulling bracket B-1	3P80A trolley (for single line)	250	200

Coupling fixtures

For coupling two trolleys.



Cat. No.	Product name	Compatible trolleys
DH6108	Coupling fixture A	3P40A trolley
DH6109	Coupling fixture B	3P80A trolley

Conductor cleaner


Used for cleaning the conductor surface. It should regularly be run over the conductor surface.



Cat. No.	Product name	Compatible ducts
DH6167K	Conductor cleaner 1004	3P100A ducts

Note: When using the cleaner, be sure to switch off power to prevent possible short circuits.

Conductor splice



Cat. No.	Compatible ducts
DH6116	100A

Trolley collectors(Replacement parts)

Trolley collectors make direct contact with conductors for collecting power. Worn-out collectors should be replaced. The replacement interval is about 3,000 km.



Cat. No.	Product name
DH6104	2P40A collector
DH6105	3P40A collector
DH6107	3P80A collector

Note: One set contains the number of collectors needed for one trolley (two for 2P type and three for 3P type).

Conductor cleaner pads(Replacement parts)



Cat. No.	Product description	Compatible ducts
DH6203K	For conductor cleaner 1004 (incl. 10 pads)	3P100A ducts

Accessory sets for connections(Custom-made products)

A set consists of a coupling plate and conductor splice.

- 3P, 100A
- Hot-dipped galvanized steel



Rating
3P100A

Note: Custom-made products.

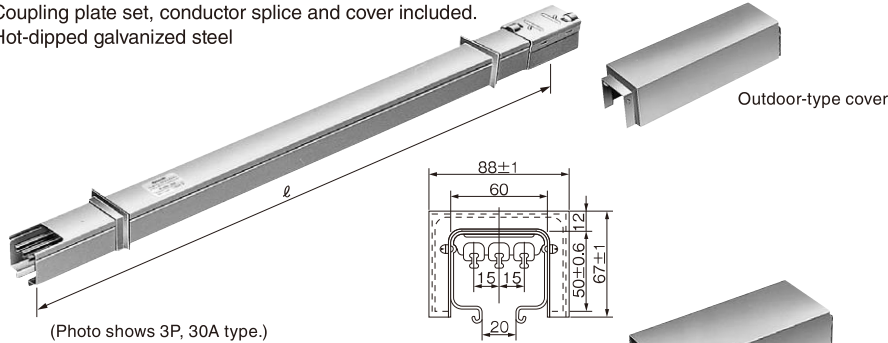
Outdoor-type Trolley Ducts <30A · 60A 300V AC>

Unit : mm

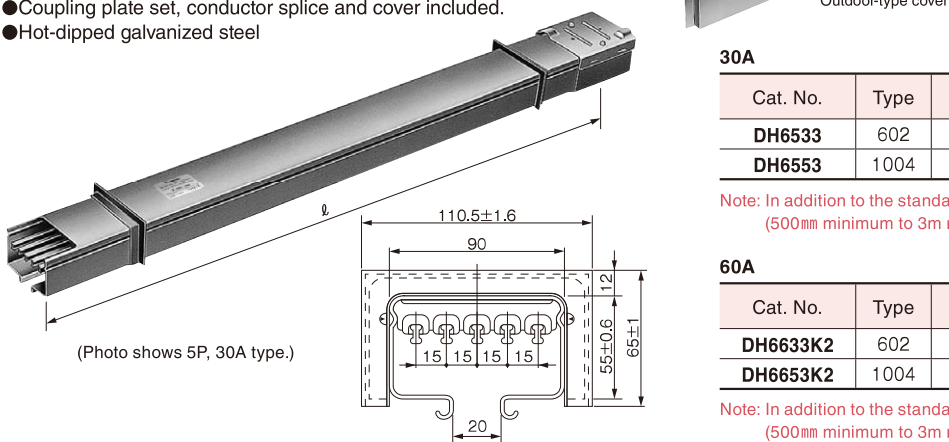
Note: Avoid installation in coastal areas.
Refer to page 16 for common parts and replacement parts for standard-type and outdoor-type trolley ducts.

Straight-line ducts

- 3P, 30A/60A
- Coupling plate set, conductor splice and cover included.
- Hot-dipped galvanized steel



- 5P, 30A/60A
- Coupling plate set, conductor splice and cover included.
- Hot-dipped galvanized steel



30A

Cat. No.	Type	Rating	Standard length(ℓ)	Weight (kg)
DH6533	602	3P30A	3,000	9.3
DH6553	1004	5P30A	3,000	15.3

Note: In addition to the standard 3m length, other lengths can also be made to order (500mm minimum to 3m maximum). 2P/4P type is custom-made.

60A

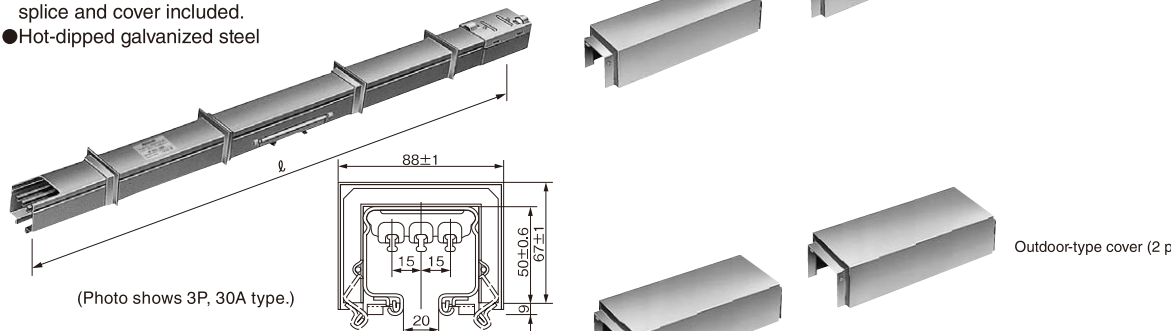
Cat. No.	Type	Rating	Standard length(ℓ)	Weight (kg)
DH6633K2	602	3P60A	3,000	9.3
DH6653K2	1004	5P60A	3,000	15.3

Note: In addition to the standard 3m length, other lengths can also be made to order (500mm minimum to 3m maximum). 2P/4P type is custom-made.

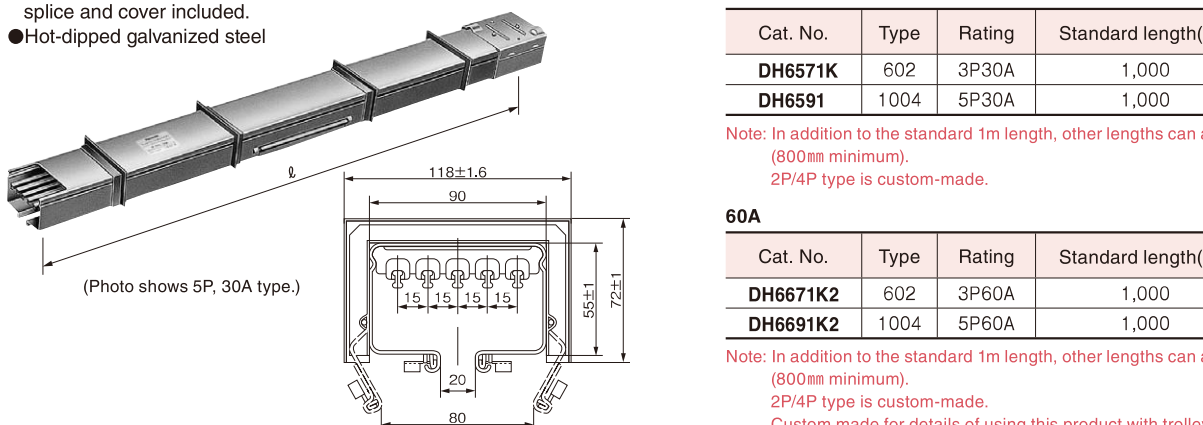
Drop-out ducts

An opening is provided for trolley insertion and removal. A drop-out duct must be used for each line. For extended lines, a drop-out duct is used for every 20m.

- 3P, 30A/60A
- Coupling plate set, conductor splice and cover included.
- Hot-dipped galvanized steel



- 5P, 30A/60A
- Coupling plate set, conductor splice and cover included.
- Hot-dipped galvanized steel



30A

Cat. No.	Type	Rating	Standard length(ℓ)	Weight (kg)
DH6571K	602	3P30A	1,000	3.3
DH6591	1004	5P30A	1,000	5.3

Note: In addition to the standard 1m length, other lengths can also be made to order (800mm minimum).
2P/4P type is custom-made.

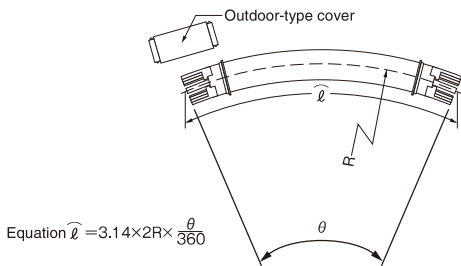
60A

Cat. No.	Type	Rating	Standard length(ℓ)	Weight (kg)
DH6671K2	602	3P60A	1,000	3.3
DH6691K2	1004	5P60A	1,000	5.3

Note: In addition to the standard 1m length, other lengths can also be made to order (800mm minimum).
2P/4P type is custom-made.
Custom made for details of using this product with trolleys (3P 80A).

Horizontally curved ducts(Custom-made products)

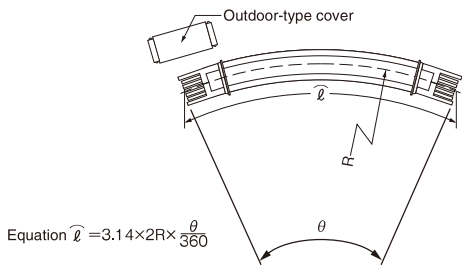
- 3P/5P, 30A
- Coupling plate set, conductor splice and cover included.
- Hot-dipped galvanized steel



Type	Rating	Minimum R	Available duct length \widehat{l}
602	3P30A	20A trolley : 800mm	500mm(min.) to 1800mm(max.)
		40A trolley : 1,000mm	
1004	5P30A	20A trolley : 1,000mm	

Note: Custom-made products.

- 3P/5P, 60A
- Coupling plate set, conductor splice and Outdoor-type cover included.
- Hot-dipped galvanized steel

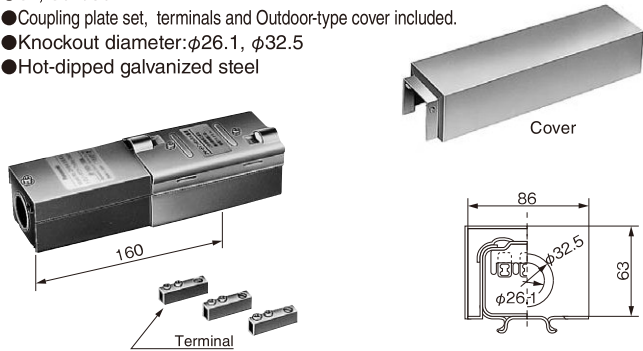


Type	Rating	Minimum R	Available duct length \widehat{l}
602	3P60A	20A trolley : 800mm	500mm(min.) to 1800mm(max.)
		40A trolley : 1,000mm	
1004	5P60A	20A trolley : 1,000mm	

Note: Custom-made products.

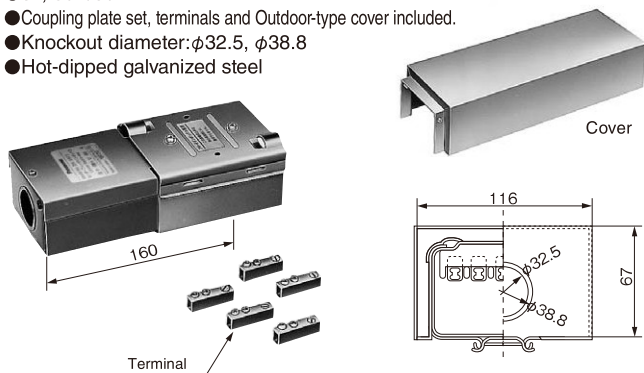
Feed-in boxes

- 3P, 30A/60A
- Coupling plate set, terminals and Outdoor-type cover included.
- Knockout diameter: $\phi 26.1$, $\phi 32.5$
- Hot-dipped galvanized steel



Cat. No.	Type	Rating	Weight (kg)
DH6572	602	3P30A·60A	1.5

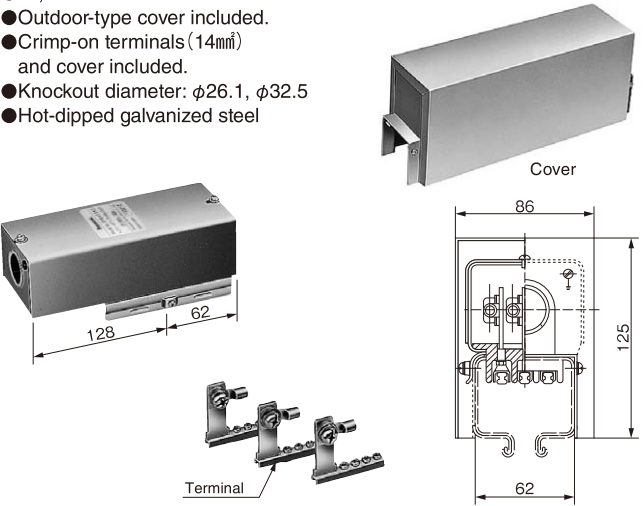
- 5P, 30A/60A
- Coupling plate set, terminals and Outdoor-type cover included.
- Knockout diameter: $\phi 32.5$, $\phi 38.8$
- Hot-dipped galvanized steel



Cat. No.	Type	Rating	Weight (kg)
DH6592	1004	5P30A·60A	1.6

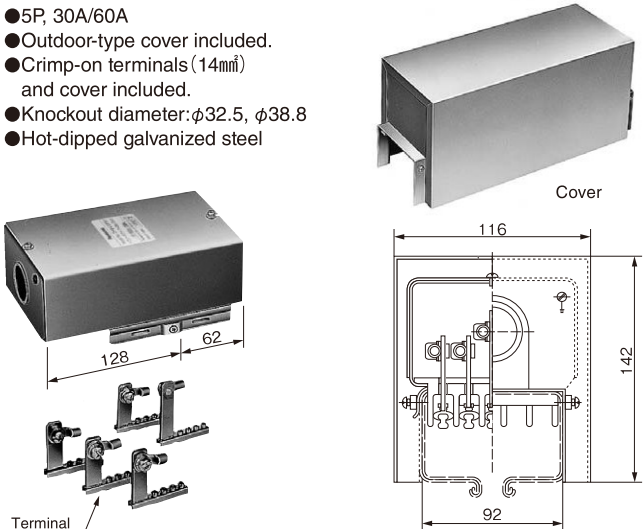
Center feed-in boxes

- 3P, 30A/60A
- Outdoor-type cover included.
- Crimp-on terminals (14mm²) and cover included.
- Knockout diameter: $\phi 26.1$, $\phi 32.5$
- Hot-dipped galvanized steel



Cat. No.	Type	Rating	Weight (kg)
DH6573	602	3P30A·60A	1.3

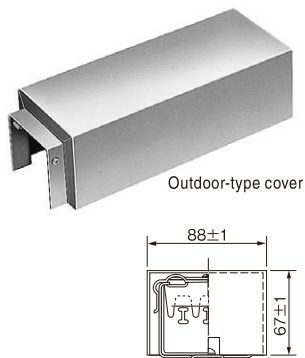

- 5P, 30A/60A
- Outdoor-type cover included.
- Crimp-on terminals (14mm²) and cover included.
- Knockout diameter: $\phi 32.5$, $\phi 38.8$
- Hot-dipped galvanized steel



Cat. No.	Type	Rating	Weight (kg)
DH6593	1004	5P30A·60A	1.6

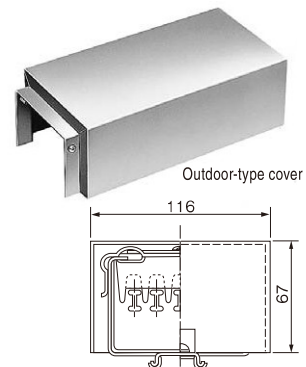

End caps

- 3P, 30A/60A
- Outdoor-type cover included.
- Hot-dipped galvanized steel



Cat. No.	Type	Rating	Weight (kg)
DH6512	602	3P30A·60A	0,6


- 5P, 30A/60A
- Outdoor-type cover included.
- Hot-dipped galvanized steel



Cat. No.	Type	Rating	Weight (kg)
DH6514	1004	5P30A·60A	1,1


Hangers

- For 2P/3P, 30A/60A ducts



Cat. No.	Type	Weight (kg)
DH6111	602	0,3

- For 4P/5P, 30A/60A ducts




Cat. No.	Type	Weight (kg)
DH6411	1004	0,4

Horizontal-traverse hangers

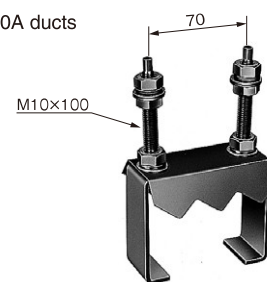
Used in locations where the duct moves or turns along with the device, such as a crane's lateral travel.

- For 2P/3P, 30A/60A ducts




Cat. No.	Type	Weight (kg)
DH6113	602	0,6

- For 4P/5P, 30A/60A ducts



Cat. No.	Type	Weight (kg)
DH6413	1004	0,8

Outdoor-type trolleys



3.5mm crimp-on terminals included.

Cat. No.	Type	Product name	Compatible ducts
DH6275	602	3P20A trolley	3P30A·60A ducts



3.5mm crimp-on terminals included.

Cat. No.	Type	Product name	Compatible ducts
DH6295	1004	5P20A trolley	5P30A·60A ducts



8mm crimp-on terminals included.

Cat. No.	Type	Product name	Compatible ducts
DH6576	602	3P40A trolley	3P60A ducts

Note: 2P type is custom-made.

●Refer to page for the replacement trolley collector.

Note: 4P type is custom-made.

●Refer to page for the replacement trolley collector.

Note: 2P type is custom-made.

●Refer to page for the replacement trolley collector.

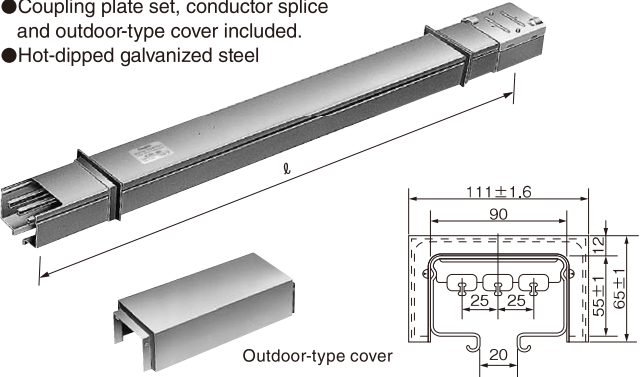
Outdoor-type Trolley Ducts <100A 600V AC>

Unit : mm

Note: Avoid installation in coastal areas.

Straight-line duct

- 3P, 100A
- Coupling plate set, conductor splice and outdoor-type cover included.
- Hot-dipped galvanized steel

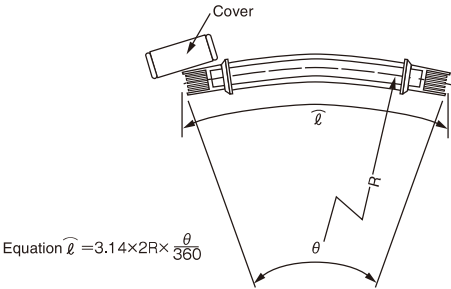


Cat. No.	Type	Rating	Standard length(ℓ)	Weight (kg)
DH6933K2	1004	3P100A	3,000	15.0

Note: In addition to the standard 3m length, other lengths can also be made to order (500mm minimum to 3m maximum).
2P type is custom-made.

Horizontally curved duct(Custom-made products)

- 3P, 100A
- Coupling plate set, conductor splice and outdoor-type cover included.
- Hot-dipped galvanized steel

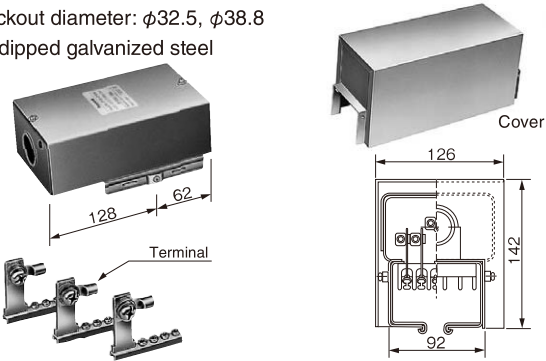


Type	Rating	Minimum R	Available duct length ℓ
1004	3P100A	40A trolley: 1,000mm 80A trolley: 2,500mm	500mm(min.) to 1800mm(max.)

Note: Custom-made products.

Center feed-in box

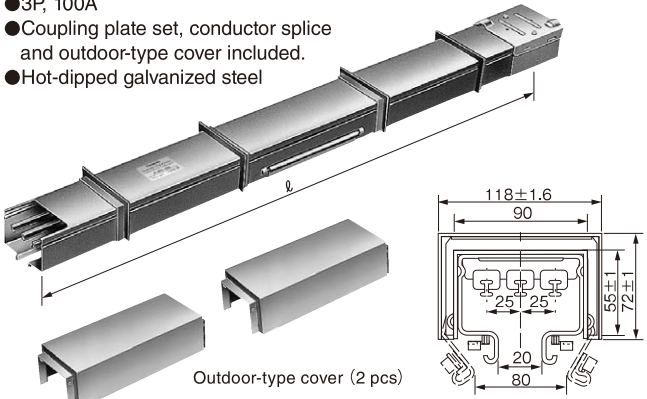
- 3P, 100A
- Cover included.
- Solderless terminals (38mm) and outdoor-type cover included.
- Knockout diameter: ϕ32.5, ϕ38.8
- Hot-dipped galvanized steel



Cat. No.	Type	Rating	Weight (kg)
DH6963	1004	3P100A	1.5

Drop-out duct

- 3P, 100A
- Coupling plate set, conductor splice and outdoor-type cover included.
- Hot-dipped galvanized steel

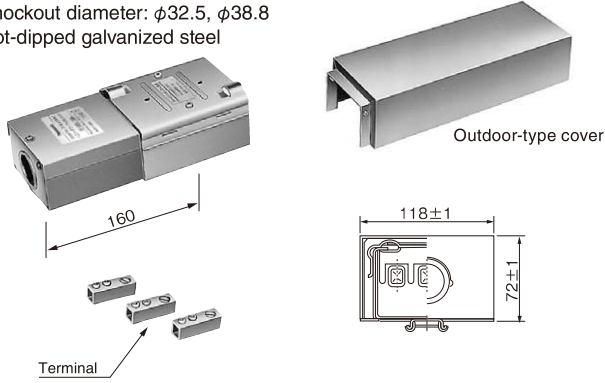


Cat. No.	Type	Rating	Standard length(ℓ)	Weight (kg)
DH6943K2	1004	3P100A	1,000	5.2

Note: In addition to the standard 1m length, other lengths can also be made to order (800mm minimum). 2P type is custom-made.

Feed-in box

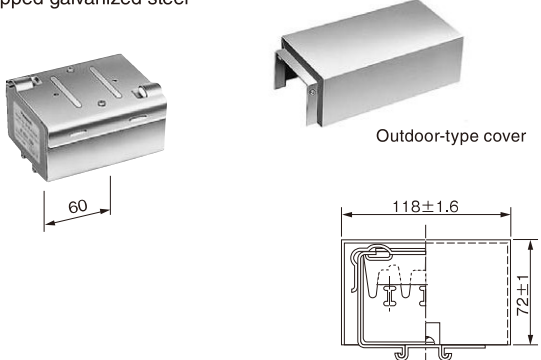
- 3P, 100A
- Coupling plate set, terminals and outdoor-type cover included.
- Knockout diameter: ϕ32.5, ϕ38.8
- Hot-dipped galvanized steel



Cat. No.	Type	Rating	Weight (kg)
DH6953	1004	3P100A	1.6

End cap

- 3P, 100A
- Outdoor-type cover included.
- Hot-dipped galvanized steel




Cat. No.	Type	Rating	Weight (kg)
DH6515	1004	3P100A	1.1

Hanger

Horizontal-traverse hanger


●For 3P, 100A ducts



Cat. No.	Type	Weight (kg)
DH6411	1004	0.4

Used in locations where the duct moves or turns along with the device, such as a crane's lateral travel.

●For 3P, 100A ducts



Cat. No.	Type	Weight (kg)
DH6413	1004	0.8

Outdoor-type trolley



8mm pressure terminals included.

Cat. No.	Type	Product name	Compatible ducts
DH6676	1004	3P40A trolley	3P100A ducts

Note: 2P type is custom-made.
●Refer to page for the replacement trolley collector.



Without pressure terminals.

Cat. No.	Type	Product name	Compatible ducts
DH6696	1004	3P80A trolley	3P100A ducts

Note: 2P type is custom-made.
●Refer to page for the replacement trolley collector.

Trolley Ducts for Special Applications <30A·60A 300V AC>

Unit : mm

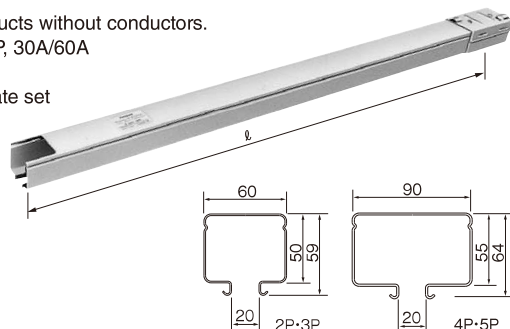
(custom-made products)

Contact us for more details,.

Wireless ducts(Custom-made products)

Straight-line ducts without conductors.

- 2P/3P/4P/5P, 30A/60A
3P, 100A
- Coupling plate set included.
- Hot-dipped galvanized steel



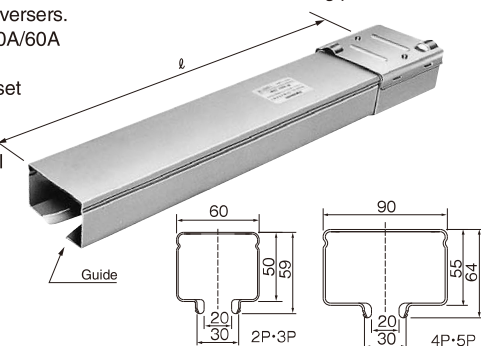
Type	Compatible ducts	Standard length(ℓ)
602	2P·3P 30A·60A	200~3,000
1004	4P·5P 30A·60A·3P100A	200~3,000

Note: Custom-made products.

Wireless Point ducts(Custom-made products)

Straight-line ducts without conductors, used at switching points such as turntables and traversers.

- 2P/3P/4P/5P, 30A/60A
3P, 100A
- Coupling plate set included.
- Hot-dipped galvanized steel



Type	Compatible ducts	Standard length(ℓ)
602	2P·3P 30A·60A	500
1004	4P·5P 30A·60A·3P100A	500

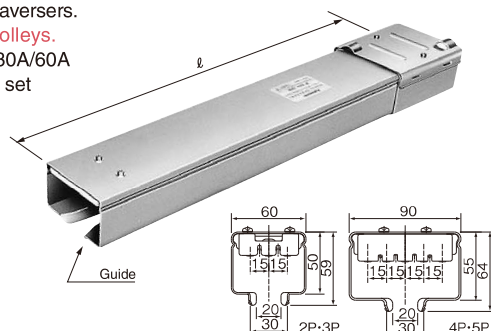
Note: Custom-made products.

Point ducts (with conductors)(Custom-made products)

Straight-line ducts with conductors for use at switching points such as turntables and traversers.

Use point-use trolleys.

- 2P/3P/4P/5P, 30A/60A
- Coupling plate set included.
- Hot-dipped galvanized steel



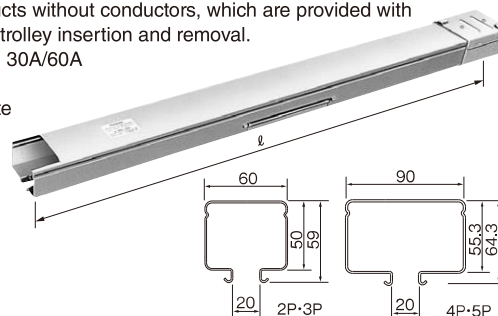
Type	Rating	Standard length(ℓ)
602	2P30A	500
602	3P30A	500
1004	4P30A	500
1004	5P30A	500
602	2P60A	500
602	3P60A	500
1004	4P60A	500
1004	5P60A	500

Note: Custom-made products.

Wireless drop-out ducts(Custom-made products)

Straight-line ducts without conductors, which are provided with an opening for trolley insertion and removal.

- 2P/3P/4P/5P, 30A/60A
3P, 100A
- Coupling plate set included.
- Hot-dipped galvanized steel



Type	Compatible ducts	Standard length(ℓ)
602	2P·3P 30A·60A	1,000
1004	4P·5P 30A·60A·3P100A	1,000

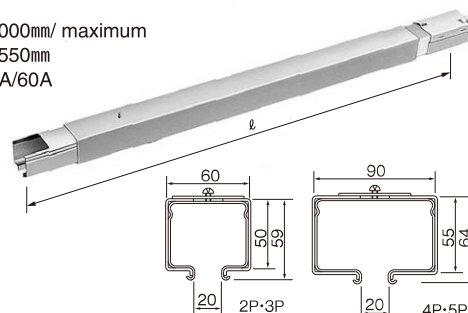
Note: Custom-made products.

Wireless take-up ducts(Custom-made products)

Straight-line ducts without conductors, used when the Trolley Duct length needs adjustment to match the stretching of the chain conveyor in an endless line.

Standard length: 1000mm/ maximum adjustable length: 550mm

- 2P/3P/4P/5P, 30A/60A
3P, 100A
- Coupling plate set included.
- Hot-dipped galvanized steel



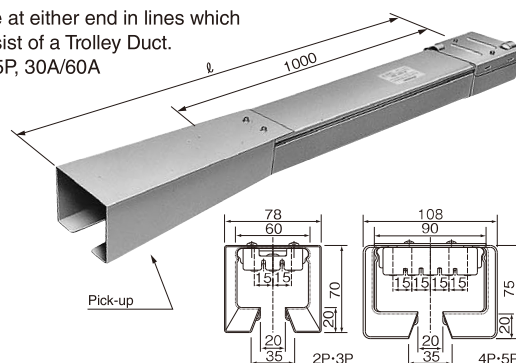
Type	Compatible ducts	Standard length(ℓ)
602	2P·3P 30A·60A	1,000~1,550
1004	4P·5P 30A·60A·3P100A	1,000~1,550

Note: Custom-made products.

Pick-up ducts (with conductors)(Custom-made products)

Ducts for use at either end in lines which partially consist of a Trolley Duct.

- 2P/3P/4P/5P, 30A/60A
- Coupling plate set included.
- Hot-dipped galvanized steel



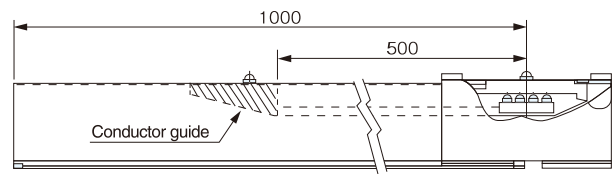
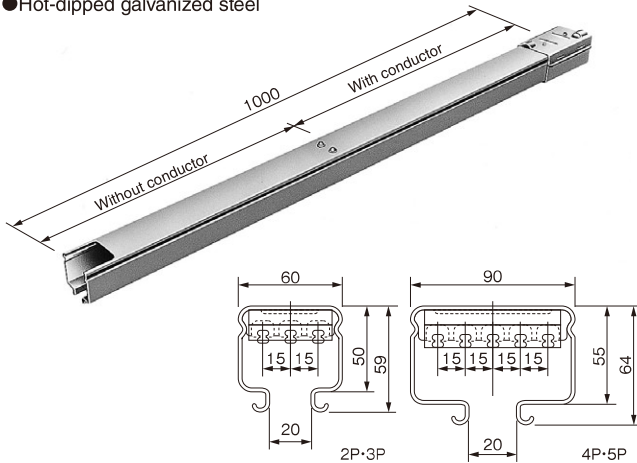
Type	Rating	Standard length(ℓ)
602	2P30A	1,200
602	3P30A	1,200
1004	4P30A	1,200
1004	5P30A	1,200
602	2P60A	1,200
602	3P60A	1,200
1004	4P60A	1,200
1004	5P60A	1,200

Note: Custom-made products.

Ducts with conductor guide(Custom-made products)

These ducts are provided with a guide to help the trolley move smoothly between duct sections with and without conductors on endless aging or product inspection lines, where Trolley Ducts without conductors are partially used.

- Coupling plate set and conductor splice included.
- Hot-dipped galvanized steel



30A

Type	Rating	Weight (kg)
602	2P30A	2.5
	3P30A	2.8
1004	4P30A	4.4
	5P30A	4.7

60A

Type	Rating	Weight (kg)
602	2P60A	2.5
	3P60A	2.8
1004	4P60A	4.4
	5P60A	4.7

Note: Custom-made products.

Circuit-separating ducts(Custom-made products)

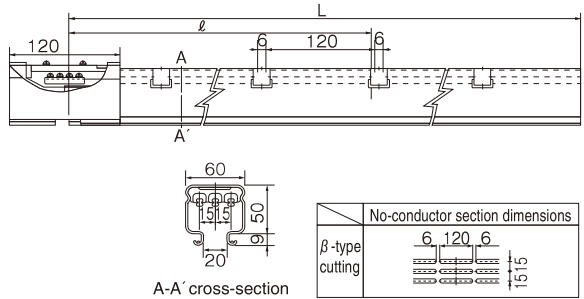
Ducts for use in separating circuits. Two types are available: a power-circuit use type with a function to extinguish arcs created by load current, and a signal-circuit type without arc-extinguishing function.

- Coupling plate set and conductor splice included.
- Hot-dipped galvanized steel

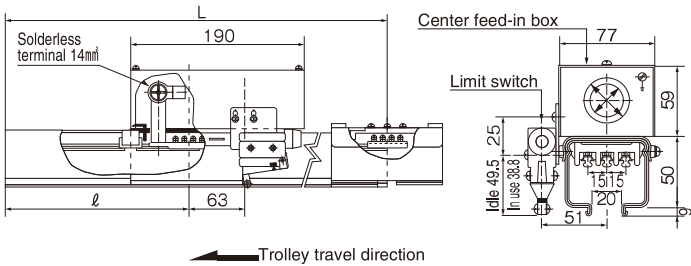
■3P, 30A/60A ducts

●For signal circuits (β-type cutting)

2P type has no center conductor.



●For power circuits (β-type cutting)



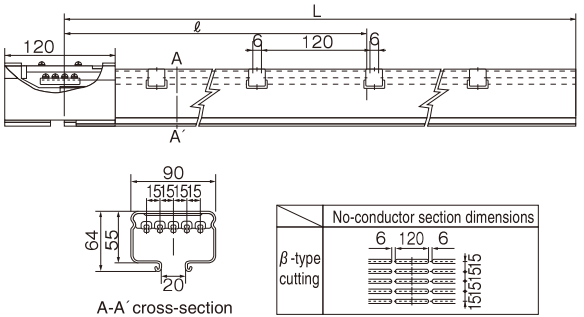
Note 1: Dimensions (L) and (ℓ) are determined after consulting customers.
See page 35 for β-type cutting.

Note 2: Custom-made products.

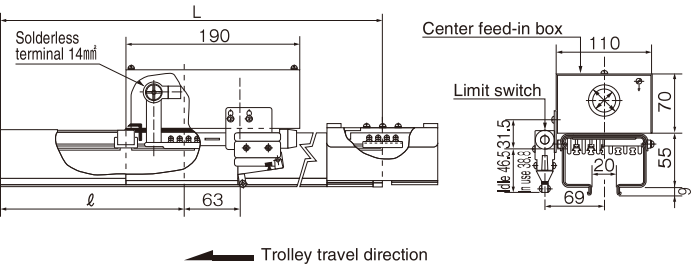
■5P, 30A/60A ducts

●For signal circuits (β-type cutting)

4P type has no center conductor.



●For power circuits (β-type cutting)

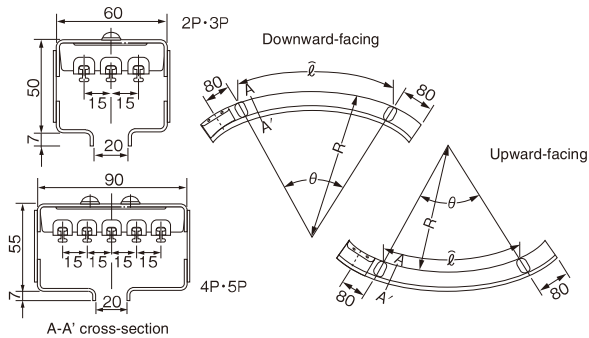


Note 1: Dimensions (L) and (ℓ) are determined after consulting customers.
See page 35 for β-type cutting.

Note 2: Custom-made products.

Vertically curved ducts(Custom-made products)

Vertically curved ducts are available in two types: downward-facing and upward-facing.
●Coupling plate set and conductor splice included.
●Hot-dipped galvanized steel



Note: 2P and 4P types have no center conductor & conductor splice.

30A

Type	Rating	Minimum radius R		Duct length ℓ	
		With conductors	Without conductors	Minimum	Maximum
602	2P30A	2,000mm~	1,500mm~	500mm	1,800mm
	3P30A				
1004	4P30A				
	5P30A				

Equation ℓ=3.14×2R× $\frac{\theta}{360}$

30A

Type	Rating	Minimum radius R		Duct length ℓ	
		With conductors	Without conductors	Minimum	Maximum
602	2P60A	2,000mm~	1,500mm~	500mm	1,800mm
	3P60A				
1004	4P60A				
	5P60A				


Note: Custom-made products.

Equation ℓ=3.14×2R× $\frac{\theta}{360}$

Micro-rod attached trolleys(Custom-made products)

Used with an automatic control circuit for conveyor lines, these trolleys include a mechanism for operating the microswitches which are built into the ducts. Use together with a circuit-separating duct.

●2P•3P, 20A trolley
(for 30A/60A ducts)




3.5mm pressure terminals included.

Type	Product name	Weight (kg)
602	2P20A trolley	0.7
602	3P20A trolley	0.7

Note: Custom-made products.
●Refer to page for the replacement trolley collector.

●4P•5P, 20A trolley
(for 30A/60A ducts)



3.5mm pressure terminals included.

Type	Product name	Weight (kg)
1004	4P20A trolley	0.9
1004	5P20A trolley	0.9

Note: Custom-made products.
●Refer to page for the replacement trolley collector.

●2P•3P, 40A trolley
(for 60A ducts)



8mm pressure terminals included.

Type	Product name	Weight (kg)
602	2P20A trolley	0.8
602	3P40A trolley	0.8

Note: Custom-made products.
●Refer to page for the replacement trolley collector.

Point-use trolleys

Used where line switching is performed on circuits having turntables or traversers. Use with a point duct for line switching (see page 29).

●3P, 40A trolley
(for 30A/60A ducts)




8mm pressure terminals included.

Cat. No.	Type	Product name	Weight (kg)
DH6397	602	3P40A trolley	0.8

Note: 2P type is custom-made.
●Refer to page for the replacement trolley collector.

●4P/5P, 20A trolley
(for 30A/60A ducts)



3.5mm pressure terminals included.

Cat. No.	Type	Product name	Weight (kg)
DH6394	1004	4P20A trolley	1.0
DH6395	1004	5P20A trolley	1.0

Note: Photo shows 5P, 20A type. 4P type has no center collector.
●Refer to page for the replacement trolley collector.

UD-type trolleys

Used on circuits which partially employ a Trolley Duct. A mechanism that allows the trolley to move smoothly from a non-duct section to a duct section is included. Use with a pick-up duct (see page 27).

●3P, 20A trolley
(for 30A/60A ducts)



3.5mm pressure terminals included.

Cat. No.	Type	Product name	Weight (kg)
DH6383K	602	3P20A trolley	1.8

Note: 2P type is custom-made.
Photo shows 3P, 20A trolley. 2P type has no center collector.
●Refer to page for the replacement trolley collector.

●3P, 40A trolley
(for 60A ducts)



8mm pressure terminals included.

Cat. No.	Type	Product name	Weight (kg)
DH6387K	602	3P40A trolley	1.9

Note: 2P type is custom-made.
●Refer to page for the replacement trolley collector.

●4P/5P, 20A trolley
(for 30A/60A ducts)



3.5mm pressure terminals included.

Cat. No.	Type	Product name	Weight (kg)
DH6384K	1004	4P20A trolley	2.0
DH6385K	1004	5P20A trolley	2.0

Note: Photo shows 5P, 20A trolley. 4P type has no center collector.
●Refer to page for the replacement trolley collector.

Dustproof trolleys(Custom-made products)

For use with the custom-made dustproof Trolley Ducts.

●3P/5P, 20A trolley (for 30A/60A ducts)
●3P, 40A trolley (for 60A ducts)



Photo shows 3P type.

Type	Product name	Weight (kg)
602	3P20A trolley	1.0
602	3P40A trolley	1.1
1004	5P20A trolley	1.1

Note: Custom-made products.

Trolley Ducts for Special Applications <100A 600V AC>

Unit : mm

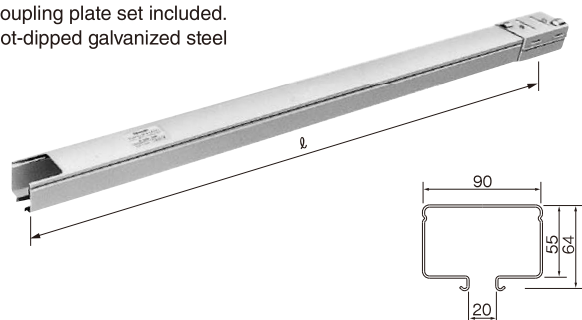
(custom-made products)

Contact us for more details,.

Wireless ducts(Custom-made products)

Straight-line ducts without conductors.

- 3P, 100A
- Coupling plate set included.
- Hot-dipped galvanized steel



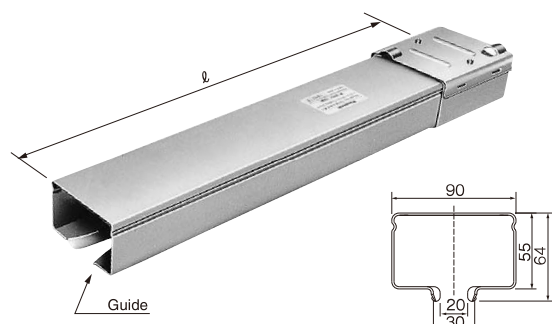
Type	Compatible ducts	Standard length(ℓ)
1004	3P100A	200~3,000

Note: Custom-made products.

Wireless point ducts(Custom-made products)

A straight-line duct without conductor, used at switching points such as turntables and traversers.

- 3P, 100A
- Coupling plate set included.
- Hot-dipped galvanized steel



Type	Compatible ducts	Standard length(ℓ)
1004	3P100A	500

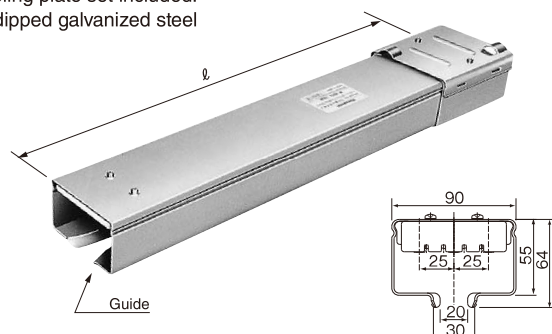
Note: Custom-made products.

Point duct (with conductor)(Custom-made products)

A straight-line duct with conductor for use at switching points such as turntables and traversers.

Note: Use point-use trolleys.

- 3P, 100A
- Coupling plate set included.
- Hot-dipped galvanized steel



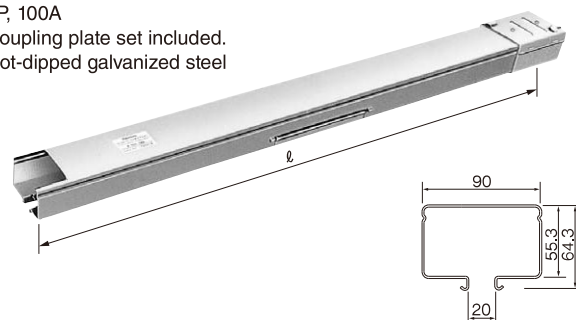
Type	Rating	Standard length(ℓ)
1004	3P100A	500

Note: Custom-made products.

Wireless drop-out duct(Custom-made products)

A straight-line duct without conductor, which is provided with an opening for trolley insertion and removal.

- 3P, 100A
- Coupling plate set included.
- Hot-dipped galvanized steel



Type	Compatible ducts	Standard length(ℓ)
1004	3P100A	1,000

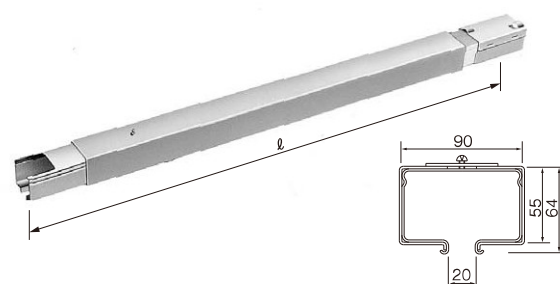
Note: Custom-made products.

Wireless take-up duct(Custom-made products)

A straight-line duct without conductor, used when the Trolley Duct length needs adjustment to match the stretching of the chain conveyor in an endless line.

Standard length: 1000mm; maximum adjustable length: 550mm

- 3P, 100A
- Coupling plate set included.
- Hot-dipped galvanized steel



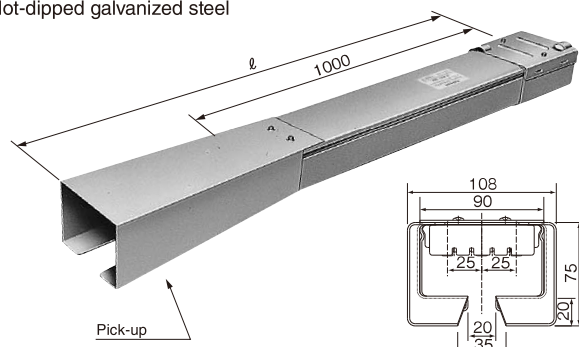
Type	Compatible ducts	Standard length(ℓ)
1004	3P100A	1,000~1,500

Note: Custom-made products.

Pick-up duct(with conductor)(Custom-made products)

A duct for use at either end in lines which partially consist of a Trolley Duct.

- 3P, 100A
- Coupling plate set included.
- Hot-dipped galvanized steel



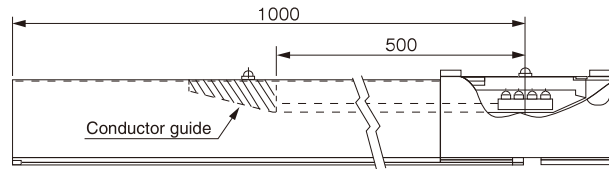
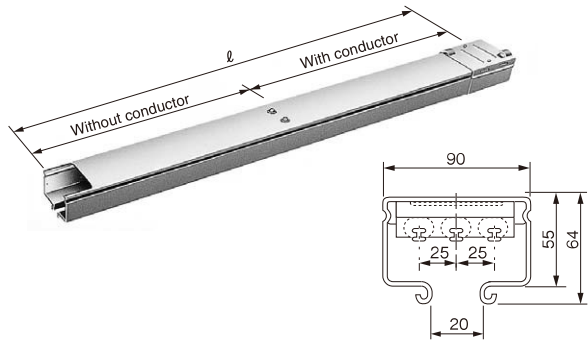
Type	Rating	Standard length(ℓ)
1004	3P100A	1,200

Note: Custom-made products.

Duct with conductor guide(Custom-made products)

This duct is provided with a guide to help the trolley move smoothly between duct sections with and without conductors on endless aging or product inspection lines, where Trolley Ducts without conductors are partially used.

- Coupling plate set and conductor splice included.
- Hot-dipped galvanized steel



Type	Rating	Standard length(ℓ)	Weight (kg)
1004	2P100A	1,000	4,2
	3P100A	1,000	4,5

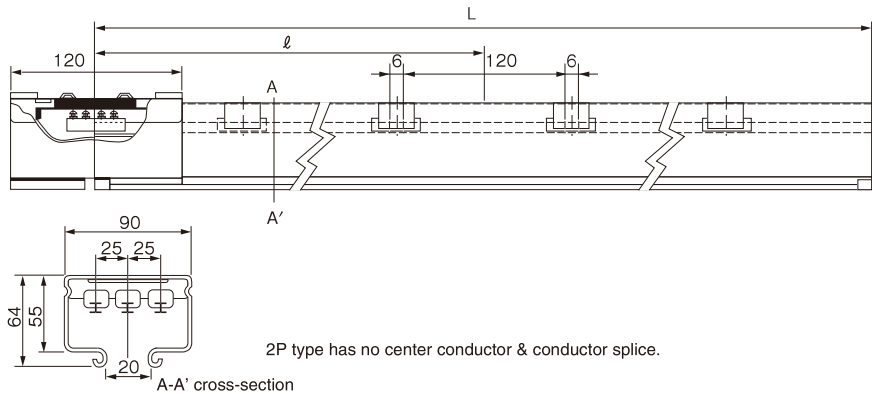
Note: Custom-made products. Ducts with conductor guide custom lengths are also available.

Circuit-separating ducts(Custom-made products)

Ducts for use in separating circuits. Two types are available: a power-circuit use type with a function to extinguish arcs created by load current, and a signal-circuit type without arc-extinguishing function.

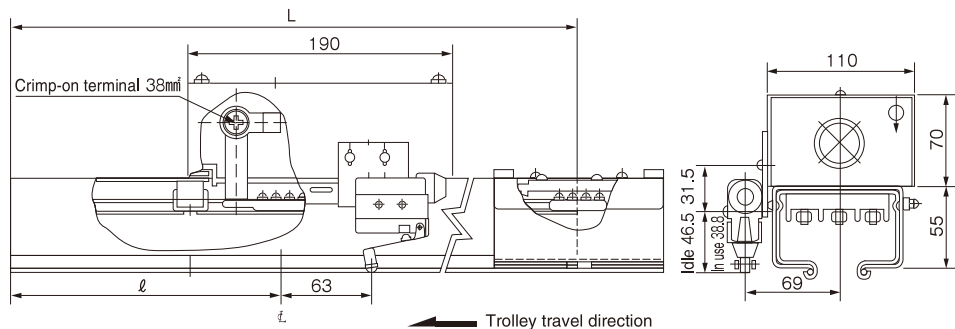
- Coupling plate set and conductor splice included.
- Hot-dipped galvanized steel

For signal circuits (β-type cutting)



No-conductor section dimensions	
β-type cutting	

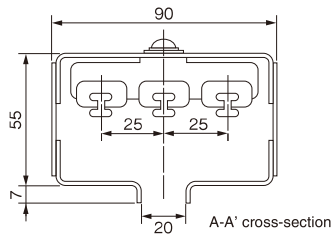
For power circuits (β-type cutting)



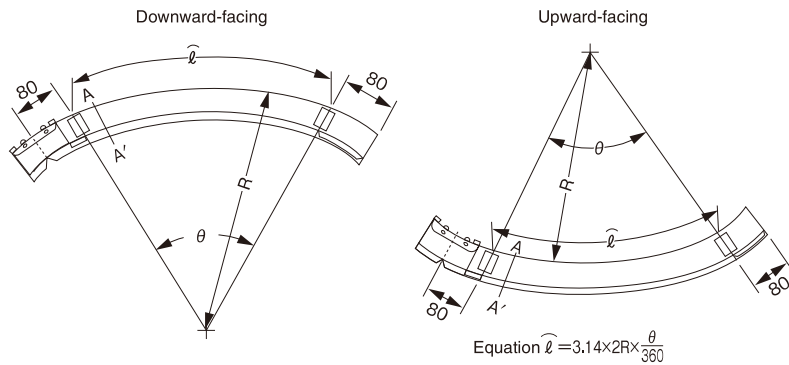
Note 1: Dimensions (L) and (ℓ) are determined after consulting customers.
2:See page 35 for β-type cutting.
3:Custom-made products.

Vertically curved duct(Custom-made products)

The vertically curved duct is available in two types: downward-facing and upward-facing.
●Coupling plate set and conductor splice included.
●Hot-dipped galvanized steel



Note: 2P type has no center conductor.



Type	Rating	Minimum radius R		Duct length \widehat{l}	
		With conductors	Without conductors	Minimum	Maximum
1004	2P100A	2,000mm~	1,500mm~	500mm	1,800mm
	3P100A				

Note: Use a 40A trolley. 80A trolley cannot be used. Equation $\widehat{l}=3.14\times 2R\times \frac{\theta}{360}$

Micro-rod attached trolley(Custom-made products)

Used with an automatic control circuit for conveyor lines, this trolley includes a mechanism for operating the microswitches which are built into the ducts. Use together with a circuit-separating duct.

- 2P・3P, 40A trolley (for 100A ducts)



8mm pressure terminals included.

Type	Product name	Weight (kg)
1004	2P40A trolley	0.9
1004	3P40A trolley	0.9

Note: Custom-made products.
●Refer to page for the replacement trolley collector.

UD-type trolley

Used on circuits which partially employ a Trolley Duct. A mechanism that allows the trolley to move smoothly from a non-duct section to a duct section is included. Use with a pick-up duct (see page 33).

- 3P, 40A trolley (for 100A ducts)



8mm pressure terminals included.

Cat. No.	Type	Product name	Weight (kg)
DH6389K	1004	3P40A trolley	2.0

Note: 2P type is custom-made.
●Refer to page for the replacement trolley collector.

Point-use trolleys

Used where line switching is performed on circuits having turntables or traversers. Use with a point duct for line switching (see page 33).


- 3P, 40A trolley (for 100A ducts)
- 3P, 80A trolley (for 100A ducts)



8mm pressure terminals included.

Cat. No.	Type	Product name	Weight (kg)
DH6399	1004	3P40A trolley	0.9

Note: 2P type is custom-made.
●Refer to page for the replacement trolley collector.



Without pressure terminals.


Cat. No.	Type	Product name	Weight (kg)
DH6393	1004	3P80A trolley	1.6

Note: 2P type is custom-made.
●Refer to page for the replacement trolley collector.

Dustproof trolley(Custom-made products)

For use with the custom-made dustproof Trolley Ducts.

- 3P, 40A trolley (for 100A ducts)



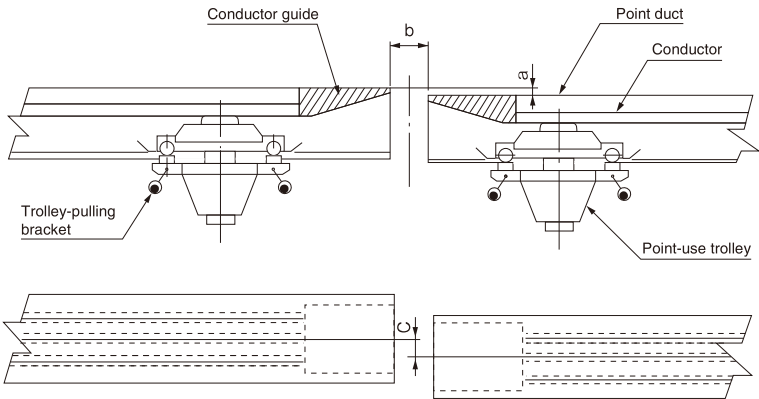
Type	Product name	Weight (kg)
1004	3P40A trolley	1.1

Note: Custom-made products.

Detailed information regarding switching points (traversers and turntables)

- 1.Connect two point-use trolleys using a coupling fixture. (For trolley connecting procedures, see page 43.)
- 2.Use a sideways-traverse hanger for the point duct (see page 45).
- 3.Allowable installation errors (during operation) are listed below:

Allowable installation error	
a (level)	3 max.
b (gap)	10~30
c (off-center)	3 max. b:(10~15)
	5 max. b:(16~30)

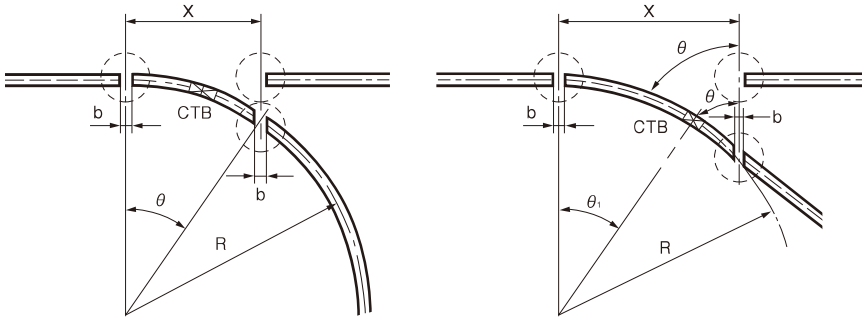


●Standard point dimensions

Rating		Minimum radius	θ	θ_1
Voltage (V)	Point-use trolley	R	Max.	Max.
300V	2P 40A	1200	68°	22°
	3P			
	4P 20A			
	5P			
600V	3P 40A	2500	59°	31°
	3P 80A			

R	Max. X	
	60A	100A
1200	1112	1028
1500	1390	1285
1700	1576	1457
2000	1854	1714
2300	2132	1971
2800	2595	2399

●Standards for cutting points



CTB: Center feed-in box

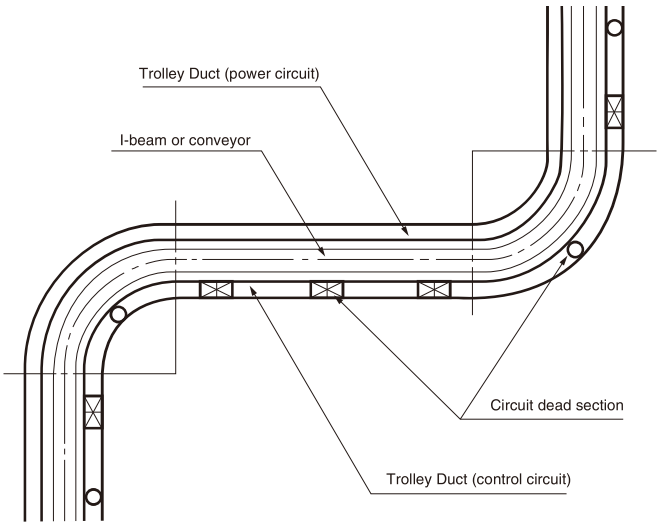
Note: Dimensions for X should be determined by checking the spacing between the hoist/I-beam and the duct.

Providing an automatic control circuit

Automated conveyor lines require a control circuit to prevent conveyed items colliding or for automatic elevation of a hoist, in addition to the Trolley Duct for feeding power to the lines. A circuit-separating duct (including a section with no conductors) is used for the control circuit. Consult Matsushita Electric Works for conductor cutting methods and their applications.

●Types of conductor cutting

Name	Conductor cutting point	Symbol
α -type cutting		
β -type cutting		



Conductor cutting methods

	α -type cutting [without neutral sections]	β -type cutting [with one neutral section]	γ -type cutting [with two neutral sections]
Cutting point			
Symbol			

MS: microswitch

Mg: Magnetic switch

Note 1: Magnetic switch connection is provided separately.

2: A microswitch is included with a duct.

3: An 80A trolley cannot be used.

Circuit-separating ducts

CTB mounting direction	Front	Back	Front/back
External view			
Conductor cutting point			
Symbol			

CTB: Center feed-in box, MS: Microswitch, G: Conductor guide

Note1: The same cutting method should be applied to all the conductors to be cut (2P - 5P).

2: Use a micro-rod attached trolley with a duct with a microswitch (see page 29 and 33).