

Tro-Reel HS

<Non-Tension Type>

Indoor-Use Insulated Trolleys CE

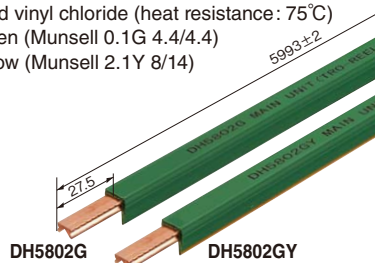


90A Tro-Reel HS Unit (for indoor use only)

- Rating 600V, 90A
- Rated insulation voltage 630V
- Conductor material Copper (28mm²)
- Insulating sheath material Rigid vinyl chloride (heat resistance: 75°C)
Green (Munsell 0.1G 4.4/4.4)
Yellow (Munsell 2.1Y 8/14)

- Contact us in case of non-standard length.

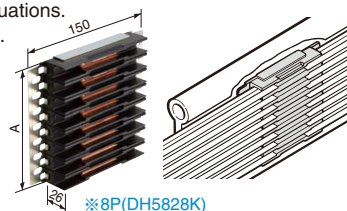
Note: Not for use in high-humidity & temperature conditions.



Cat. No.	Sheath Color	Application	Standard Length	Weight (kg)
DH5802G	Green	Power / signal	6m	2.00
DH5802GY	Green + yellow	Grounding	6m	2.00

Joiner

Used to connect the Tro-Reel HS units together. Joiners allow for expansion and contraction of the Tro-Reel HS units due to temperature fluctuations. Lock screw not included.

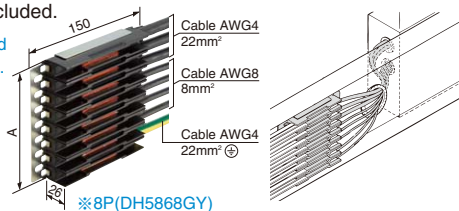


Cat. No.	Rating	A	Weight (kg)
DH5824K	4P600V90A	63	0.22
DH5825K	5P600V90A	78	0.28
DH5826K	6P600V90A	94	0.34
DH5827K	7P600V90A	109	0.39
DH5828K	8P600V90A	124	0.45

Center feed-in Joiner

Equipped with power supply cables (500mm). Simultaneously supplies power and connects the Tro-Reel HS units together. Lock screw not included.

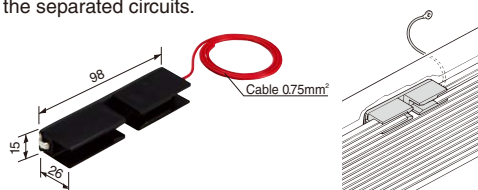
Note: Cannot be used as an end feed.



Cat. No.	Rating	A	Weight (kg)
DH5864GY	4P600V90A	63	0.50
DH5865GY	4P600V90A 1P600V30A	78	0.57
DH5866GY	4P600V90A 2P600V30A	94	0.64
DH5867GY	4P600V90A 3P600V30A	109	0.71
DH5868GY	4P600V90A 4P600V30A	124	0.78

Insulating piece

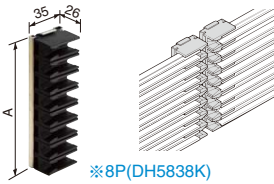
Used to separate circuits by providing an insulated section on the line. In addition to providing insulation between two circuits, it feeds power to one of the separated circuits.



Cat. No.	Rating	Weight (kg)
DH5886K	300V1A	0.03

Guide cap (right angle cut)

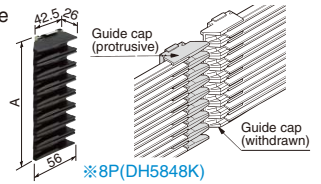
Used to guide the collector arms from one straight section to another via turntables and traversers. Also used as an end cap for closing off the end of a Tro-Reel HS unit.



Cat. No.	Type	A	Weight (kg)
DH5834K	For 4P	62	0.04
DH5835K	For 5P	77	0.05
DH5836K	For 6P	92	0.06
DH5837K	For 7P	107	0.07
DH5838K	For 8P	122	0.09

Guide cap (protrusive 45° cut)

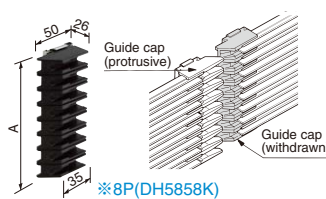
Used to guide the collector arms from one curved section to another via traversers. The end is a front-facing 45° angle.



Cat. No.	Type	A	Weight (kg)
DH5844K	For 4P	62	0.06
DH5845K	For 5P	77	0.07
DH5846K	For 6P	92	0.09
DH5847K	For 7P	107	0.10
DH5848K	For 8P	122	0.12

Guide cap (withdrawn 45° cut)

Used to guide the collector arms from one curved section to another via traversers. The end is a front-facing 45° angle.



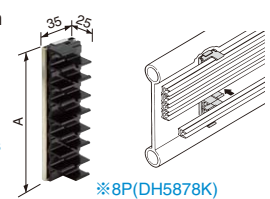
Cat. No.	Type	A	Weight (kg)
DH5854K	For 4P	62	0.06
DH5855K	For 5P	77	0.07
DH5856K	For 6P	92	0.09
DH5857K	For 7P	107	0.10
DH5858K	For 8P	122	0.12

Hanger

Used to mount the Tro-Reel HS units on the side of the rail.

Hangers should be used at intervals of 600mm or less on straight sections and 500mm or less on curved sections.

Note: Contact us in case of using the hangers where solvents such as cutting oil may wet them directly.

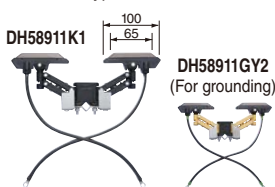


Cat. No.	Type	A	Weight (kg)
DH5874K	For 4P	62	0.04
DH5875K	For 5P	77	0.05
DH5876K	For 6P	92	0.06
DH5877K	For 7P	107	0.06
DH5878K	For 8P	122	0.07

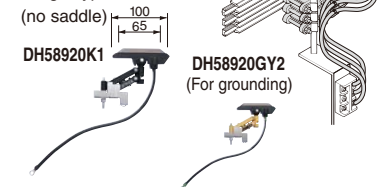
Collector arms

Attached to the moving equipment and used to supply power from the Tro-Reel HS unit to the equipment.

● Tandem type



● Single type (no saddle)

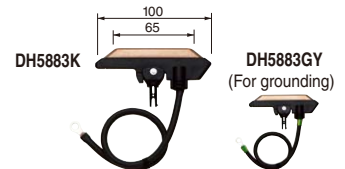


Cat. No.	Type	A	Weight (kg)
DH58911K1	Tandem (for mount rod)	1P600V30A×2	0.23
DH58912K1	Tandem (for mount plate)	1P600V30A×2	0.23
DH58920K1	Single (no saddle)	1P600V30A	0.11
DH58911GY2	Tandem type for grounding (for mount rod)	1P600V30A×2	0.23
DH58912GY2	Tandem type for grounding (for mount plate)	1P600V30A×2	0.23
DH58920GY2	Single type (no saddle) for grounding	1P600V30A	0.11

Note: When using the single type (no saddle), be sure to combine multiple units per 1P. The collector arms should be replaced when it wears down to the replacement indication line. Typical collector service life is approximately 20,000km.

Collector (replacement part)

Note: This collector is a replacement part for using collector arms which are of an earlier type than the collector arms.



Cat. No.	Rating	Weight (kg)
DH5883K	1P600V30A	0.06
DH5883GY	1P600V30A For grounding	0.06

EN Specifications (European specifications)

CE	Applicable EN standards for insulated trolleys	Contents of specifications and measures adopted	
	EN60204-1: Electrical equipment of machines EN61439-1,6: Low-voltage switchgear and controlgear assemblies EN61534-1: Powertrack systems	POINT 12.7.2 Protective conductors The continuity to protective conductors using sliding contacts shall be ensured by taking appropriate measures (for example, duplication of the current collector, continuity monitoring).	→ The construction of collector arm only adopts tandem type.
		POINT 13.2 Identification of conductors 13.2.1 General requirements Each conductor shall be identifiable at each termination in accordance with the technical documentation.	→ A collector arm for grounding is designated, so grounding unit is clearly identifiable.
		POINT 13.2.2 Identification of the protective conductor/ protective bonding conductor The protective conductor/ protective bonding conductor shall be readily distinguishable from other conductors by shape, location, marking, or colour.	→ A grounding unit is available in a green basic background color with yellow lines.