


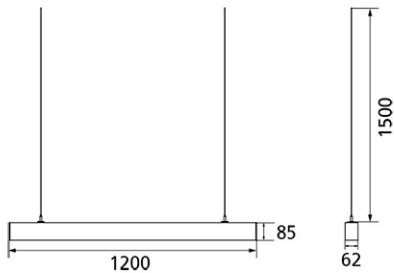
Panasonic



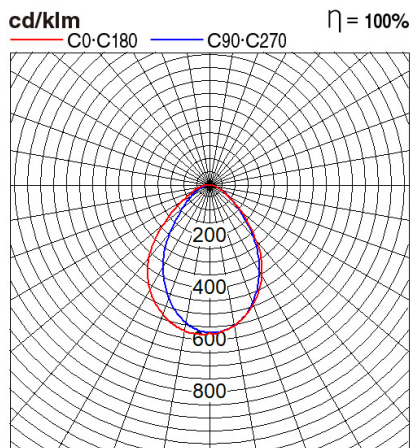
Certificates & Standards

RoHs

Dimension and Materials



Photometric Chart



Ref. No.	
Type of Luminaire	Baselight
	Linear Light
	Pro Line Series
Set Model No.	NFV40253WE1A
Type of Light Source	LED
Power Input	14W
System Lumen Output	1260 lm
System Efficacy	90 lm/W
Power Voltage	220-240V
Power Factor	0.9
Lifetime	50000H(L70)
CCT	4000K
CRI	90
SDCM	<5
Input Frequency	50/60Hz
Dimming	non-Dimmable
Dimming Range	
UGR	19
Glare Cut Angle	
Beam Angle	75deg.
Rotation Angle	
Tilt Angle	
IP code	20
IK code	
Ambient Temperature Range	5 - 35°C
Surge Protection	
Classification of Luminaires	Class I
THDi	
Effective Projected Area	
Driver	Integrated
Cut Out Size	
Dimensions	62mm*1200mm*85mm
Weight	2.6 kg
Body	Aluminum (White)
Reflector	
Diffuser	PC
Trim	
Casing	
Country of Origin	China
Brand	Panasonic
Remarks	Body color:White

Spec and certification may change without notice.

Others