


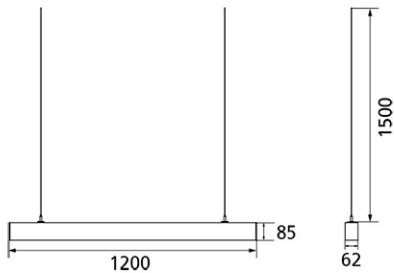
# Panasonic



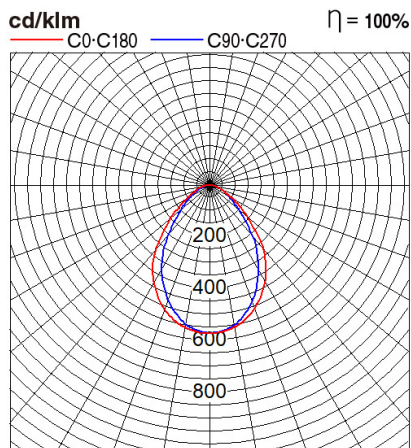
## Certificates & Standards

RoHs

## Dimension and Materials



## Photometric Chart



Ref. No.	
Type of Luminaire	Baselight
	Linear Light
	Pro Line Series
Set Model No.	<b>NFV40304WE1A</b>
Type of Light Source	LED
Power Input	24W
System Lumen Output	2160 lm
System Efficacy	90 lm/W
Power Voltage	220-240V
Power Factor	0.9
Lifetime	50000H(L70)
CCT	5000K
CRI	90
SDCM	<5
Input Frequency	50/60Hz
Dimming	non-Dimmable
Dimming Range	
UGR	19
Glare Cut Angle	
Beam Angle	75deg.
Rotation Angle	
Tilt Angle	
IP code	20
IK code	
Ambient Temperature Range	5 - 35°C
Surge Protection	
Classification of Luminaires	Class I
THDi	
Effective Projected Area	
Driver	Integrated
Cut Out Size	
Dimensions	62mm*1200mm*85mm
Weight	2.6 kg
Body	Aluminum (White)
Reflector	
Diffuser	PC
Trim	
Casing	
Country of Origin	China
Brand	Panasonic
Remarks	Body color:White

Spec and certification may change without notice.

## Others