

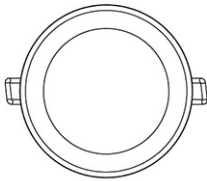
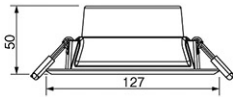
# Panasonic



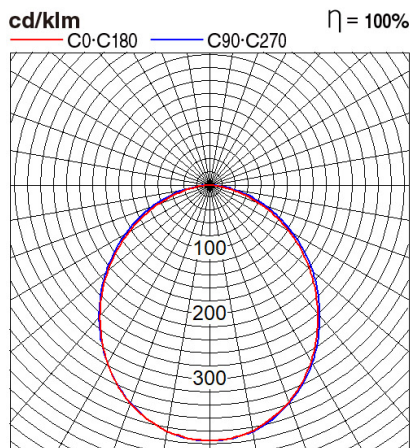
## Certificates & Standards

RoHs / TISI / SIRIM

## Dimension and Materials



## Photometric Chart



|                              |                               |
|------------------------------|-------------------------------|
| Ref. No.                     |                               |
| Type of Luminaire            | Downlight                     |
|                              | Low Wattage Standard DL (Pro) |
|                              | SP                            |
| Set Model No.                | <b>NNNC7653105</b>            |
| Type of Light Source         | LED                           |
| Power Input                  | 9W                            |
| System Lumen Output          | 900 lm                        |
| System Efficacy              | 100 lm/W                      |
| Power Voltage                | 220-240V                      |
| Power Factor                 | 0.9                           |
| Lifetime                     | 30000H(L70)                   |
| CCT                          | 3000K                         |
| CRI                          | 80                            |
| SDCM                         |                               |
| Input Frequency              | 50/60Hz                       |
| Dimming                      | non-Dimmable                  |
| Dimming Range                |                               |
| UGR                          |                               |
| Glare Cut Angle              |                               |
| Beam Angle                   | 100deg.                       |
| Rotation Angle               |                               |
| Tilt Angle                   |                               |
| IP code                      | 20                            |
| IK code                      |                               |
| Ambient Temperature Range    | 5 - 35°C                      |
| Surge Protection             |                               |
| Classification of Luminaires |                               |
| THDi                         |                               |
| Effective Projected Area     |                               |
| Driver                       | Integrated                    |
| Cut Out Size                 | 110mm                         |
| Dimensions                   | 127mm*50mm                    |
| Weight                       | 0.1 kg                        |
| Body                         | PBT(White)                    |
| Reflector                    |                               |
| Diffuser                     | PC(Frost)                     |
| Trim                         |                               |
| Casing                       |                               |
| Country of Origin            | China                         |
| Brand                        | Panasonic                     |
| Remarks                      |                               |

## Others

Spec and certification may change without notice.