


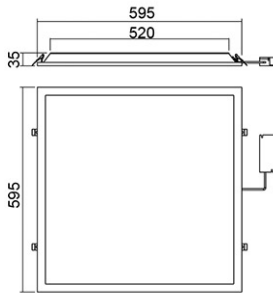
Panasonic



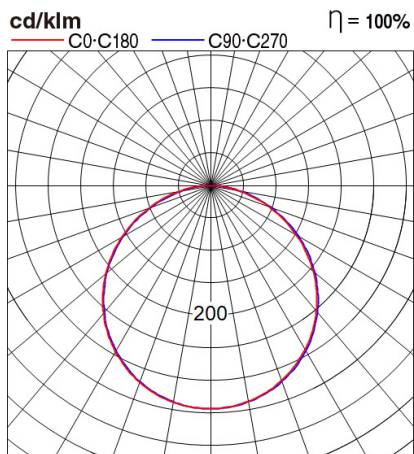
Certificates & Standards

RoHs

Dimension and Materials



Photometric Chart



Ref. No.	
Type of Luminaire	Baselight Panel Light Panel Light
Set Model No.	NNP85251
Type of Light Source	LED
Power Input	40W
System Lumen Output	4400 lm
System Efficacy	110 lm/W
Power Voltage	220-240V
Power Factor	0.9
Lifetime	40000H(L70)
CCT	6500K
CRI	80
SDCM	
Input Frequency	50/60Hz
Dimming	non-Dimmable
Dimming Range	
UGR	
Glare Cut Angle	
Beam Angle	100deg.
Rotation Angle	
Tilt Angle	
IP code	20
IK code	
Ambient Temperature Range	5 - 40°C
Surge Protection	
Classification of Luminaries	
THDi	
Effective Projected Area	
Driver	Integrated
Cut Out Size	
Dimensions	W595mm*L595mm*H35mm
Weight	1.24 kg
Body	Steel With White Painted
Reflector	
Diffuser	
Trim	
Casing	
Country of Origin	Indonesia
Brand	Panasonic
Remarks	

Spec and certification may change without notice.

Others